


Technical sheet :

# FIXED SLEWING ROOFER PLATFORM





## Customer benefits

- Cutting edge platforms designed for roof work.
- Secured platform.
- Non-slip metal flooring.
- Heavy duty and galvanised structure for an improved longevity.
- Platform 2,3x1.2: possibility to load a Euro pallet.







## Technical characteristics

- Total capacity 1000 kg, of which 400 kg can be applied of the overhanging part.
- Slewing platform +/- 90° on both sides.
- Legally approved for 3 persons.
- Presence sensors forbidding any movement after door opening.
- Overload sensor.
- Physical sensors allowing door opening only if roof contact.

[The 3D picture at the top of this page is the reference NC 2.3 x 1.2 - 923323].

Technical characteristics		NC 2.3 x 1.2	PSR 2300 / 1000F 3P
Distance to center of gravity (mm)		1300	1300
Capacities			
Capacity including people (kg)		1000	1000
Number of people		3	3
Weight			
Overall weight (kg)		945	945
Weight and dimensions			
Overall height (mm)	h17	1307	1307
Overall length (mm)	l1	2430	2430
Width (mm)		2404	2404
Depth (mm)	p5	1120	1120
Working Parameters			
Machine Equipment			
Rotation 1 (°)		90	90
Rotation 2 (°)		90	90

Machines compatibility		NC 2.3 x 1.2	PSR 2300 / 1000F 3P
Reference number E-RECO		923323	52719261
MRT 1645 75		-	X
MRT 1645 115		-	X
MRT 1845 75		-	X
MRT 1845 115		-	X
MRT 2145 115		-	X
MRT 2260		-	X
MRT 2260 e		-	X
MRT 2545 115		-	X
MRT 2570		-	X
MRT 2660		-	X
MRT 2660 e		-	X
MRT 3060		-	X
MRT 3570		-	X
MRT 3570 ES		-	X
MRT-X 1645		-	X
MRT-X 1845		-	X
MRT-X 2145		-	X
MRT-X 2260		-	X
MRT-X 2545		-	X
MRT-X 2570		-	X
MRT-X 2660		-	X
MRT-X 3060		-	X
MRT-X 3570		-	X
MRT-X 3570 ES		-	X
MRT 1640 Easy T4 S2 360° <b>OLD</b>		X	-
MRT 1840 Easy T4 S2 360° <b>OLD</b>		X	-
MRT 1840 Easy T4 S2 400° <b>OLD</b>		X	-
MRT 2145 Easy 3B S2 360° <b>OLD</b>		X	-
MRT 2145 Easy T4 S2 360° <b>OLD</b>		X	-
MRT 2145 Easy T4 S2 400° <b>OLD</b>		X	-
MRT 2150 Privilege Plus <b>OLD</b>		X	-
MRT 2470 Privilege Plus <b>OLD</b>		X	-
MRT 2545 Easy T4 S2 360° <b>OLD</b>		X	-
MRT 2550 Privilege Plus <b>OLD</b>		X	-
MRT 3050 Privilege Plus <b>OLD</b>		X	-
MRT-X 1440 Easy 400° <b>OLD</b>		X	-
MRT-X 2150 Privilege Plus <b>OLD</b>		X	-
MRT-X 2470 Privilege Plus <b>OLD</b>		X	-
MRT-X 2550 Privilege Plus <b>OLD</b>		X	-
MRT-X 3050 Privilege Plus <b>OLD</b>		X	-

TABLE SYMBOL					
	No predisposition required		Hydraulic line		Return piping to hydraulic oil tank
	Electric predisposition		Platform predisposition		Tyre handler, cylinder handler predisposition



**Head Office**

B.P. 249 - 430 rue de l'Aubinière

44150 Ancenis Cedex - France

Tel: +33 (0)2 40 09 10 11 - Fax: +33 (0)2 40 09 10 97

[www.manitou.com](http://www.manitou.com)



This publication provides a description of the configuration versions and options for Manitou products, which may differ for equipment. The equipment presented in this brochure may be part of a series, as an option, or it may not be available, depending on the versions. Manitou reserves the right, at any time and without notice, to amend the specifications described and represented. The specifications provided do not bind the manufacturer. For more details, please contact your Manitou agent. This is not a contractually binding document. The presentation of the products is not contractually binding. List of specifications non-exhaustive. The logos as well as the visual identity of the company are owned by Manitou and cannot be used without authorisation. All rights reserved. The photos and diagrams contained in this brochure are only provided for consultation and information purposes.

MANITOU BF SA - Limited company with board of directors - Share capital: 39,668,399 euros - 857 802 508 RCS Nantes