

Technical sheet :

# HEAVY DUTY TILTING FORK POSITIONERS











## Customer benefits

- Must-have attachment for MHTs.
- Designed for off-road use, suitable even for the worst working conditions.
- Limited thickness for better residual capacity.
- Maximum component protection.
- Improved visibility for higher working speed.
- Possibility to unlock forks to turn it floating (only 9T).







## Technical characteristics

- Heavy duty design for rough terrain applications.
- Pin type fork positioning.
- Tilting forks.
- Cylinders holders : prevent cylinders from bending in harsh conditions.
- Note : fork spread measured on the outer fork edges.

[The 3D picture at the top of this page is the reference CAT 2500 / 22T + P - 52727776].

| Capacities                       |     | CAT 2500 / 15T + P  | CAT 2500 / 16T + P  | CAT 2500 / 20T + P  | CAT 2500 / 22T + P  | CAT 2500 / 25T + P  | CAT 2500 / 12.5T + P  | TFF + positionner 9t 2000mm   | TFF + positionner 9t 2500mm   |
|----------------------------------|-----|---|---|---|---|---|---|---|---|
| Capacity (kg)                    |     | 15000   | 16000   | 20000   | 22000   | 25000   | 12500   | 9000  | 9000  |
| <b>Weight and dimensions</b>     |     |   |   |   |   |   |   |   |   |
| Overall height (mm)              | h17 | 1638  | 1610  | 1638  | 1638  | 1638  | 1610  | 1136  | 1136  |
| Overall width (mm)               | b1  | 2500  | 2500  | 2500  | 2500  | 2500  | 2500  | 2027  | 2527  |
| <b>Working Parameters</b>        |     |   |   |   |   |   |   |   |   |
| Machine Equipment                |     |  |  |  |  |  |  |  |  |
| Fork spread minimum (mm)         | b5  | 1055  | 1055  | 1055  | 1055  | 1055  | 1055  | 600   | 1001  |
| Fork spread maximum (mm)         | b5  | 2335  | 2335  | 2335  | 2335  | 2335  | 2335  | 1895  | 2395  |
| <b>Available fork dimensions</b> |     |   |   |   |   |   |   |   |   |
| 200 x 60 x 1200                  |     |   |   |   |   |   |   | 939350  | 939355  |
| 200 x 80 x 1200                  |     |   |   | 52727771  |   |   |   |   |   |
| 200 x 60 x 1500                  |     |   |   |   |   |   |   | 939351  | 939356  |
| 200 x 85 x 1500                  |     |   | 52727768  |   |   |   |   |   |   |
| 200 x 60 x 1800                  |     |   |   |   |   |   |   | 939054  | 939216  |
| 200 x 80 x 1800                  |     |   |   | 52727772  |   |   |   |   |   |
| 200 x 85 x 1800                  |     |   | 52727769  |   |   |   |   |   |   |
| 250 x 100 x 1800                 |     |   |   |   |   | 52727775  |   |   |   |
| 200 x 60 x 2000                  |     |   |   |   |   |   |   | 53009730  | 53006760  |
| 200 x 85 x 2400                  |     |   |   |   |   |   | 52727770  |   |   |
| 200 x 95 x 2400                  |     | 52727773  |   |   |   |   |   |   |   |
| 250 x 100 x 2400                 |     |   |   |   | 52727776  |   |   |   |   |
| 200 x 95 x 3000                  |     | 52727774  |   |   |   |   |   |   |   |
| 250 x 100 x 3000                 |     |   |   |   | 52727777  |   |   |   |   |

| Machines compatibility | CAT 2500 / 15T + P | CAT 2500 / 16T + P | CAT 2500 / 20T + P | CAT 2500 / 22T + P | CAT 2500 / 25T + P | CAT 2500 / 12.5T + P | TFF + positionner 9t 2000mm | TFF + positionner 9t 2500mm |
|------------------------|--------------------|--------------------|--------------------|--------------------|--------------------|----------------------|-----------------------------|-----------------------------|
| MHT 790 Mining ST5     | -                  | -                  | -                  | -                  | -                  | -                    | X                           | X                           |
| MHT 790 ST5            | -                  | -                  | -                  | -                  | -                  | -                    | X                           | X                           |
| MHT 10135 ST5          | -                  | X                  | -                  | -                  | -                  | X                    | -                           | -                           |
| MHT 10160 ST5          | -                  | X                  | -                  | -                  | -                  | X                    | -                           | -                           |
| MHT 10200 ST5          | X                  | -                  | X                  | -                  | -                  | -                    | -                           | -                           |
| MHT 11250 Mining ST5   | -                  | -                  | -                  | X                  | X                  | -                    | -                           | -                           |
| MHT 11250 ST5          | -                  | -                  | -                  | X                  | X                  | -                    | -                           | -                           |
| MHT-X 790 Mining       | -                  | -                  | -                  | -                  | -                  | -                    | X                           | X                           |
| MHT-X 790 ST3A         | -                  | -                  | -                  | -                  | -                  | -                    | X                           | X                           |
| MHT-X 10135 ST3A       | -                  | X                  | -                  | -                  | -                  | X                    | -                           | -                           |
| MHT-X 10160 ST3A       | -                  | X                  | -                  | -                  | -                  | X                    | -                           | -                           |
| MHT-X 10200 ST3A       | X                  | -                  | X                  | -                  | -                  | -                    | -                           | -                           |
| MHT-X 11250 Mining     | -                  | -                  | -                  | X                  | X                  | -                    | -                           | -                           |
| MHT-X 11250 ST3A       | -                  | -                  | -                  | X                  | X                  | -                    | -                           | -                           |
| MHT 790 <b>OLD</b>     | -                  | -                  | -                  | -                  | -                  | -                    | X                           | X                           |
| MHT-X 790 <b>OLD</b>   | -                  | -                  | -                  | -                  | -                  | -                    | X                           | X                           |

| TABLE SYMBOL  |                            |   |                         |   |   |
|---|----------------------------|---|-------------------------|---|---|
|  | No predisposition required |  | Hydraulic line          |  | Return piping to hydraulic oil tank           |
|  | Electric predisposition    |  | Platform predisposition |  | Tyre handler, cylinder handler predisposition |



**Head Office**

B.P. 249 - 430 rue de l'Aubinière

44150 Ancenis Cedex - France

Tel: +33 (0)2 40 09 10 11 - Fax: +33 (0)2 40 09 10 97

[www.manitou.com](http://www.manitou.com)



This publication provides a description of the configuration versions and options for Manitou products, which may differ for equipment. The equipment presented in this brochure may be part of a series, as an option, or it may not be available, depending on the versions. Manitou reserves the right, at any time and without notice, to amend the specifications described and represented. The specifications provided do not bind the manufacturer. For more details, please contact your Manitou agent. This is not a contractually binding document. The presentation of the products is not contractually binding. List of specifications non-exhaustive. The logos as well as the visual identity of the company are owned by Manitou and cannot be used without authorisation. All rights reserved. The photos and diagrams contained in this brochure are only provided for consultation and information purposes.

MANITOU BF SA - Limited company with board of directors - Share capital: 39,668,399 euros - 857 802 508 RCS Nantes