

Technical sheet :

HEAVY DUTY TILTING FORK POSITIONERS











Customer benefits

- Must-have attachment for MHTs.
- Designed for off-road use, suitable even for the worst working conditions.
- Limited thickness for better residual capacity.
- Maximum component protection.
- Improved visibility for higher working speed.
- Possibility to unlock forks to turn it floating (only 9T).

Technical characteristics

- Heavy duty design for rough terrain applications.
- Pin type fork positioning.
- Tilting forks.
- Cylinders holders : prevent cylinders from bending in harsh conditions.
- Note : fork spread measured on the outer fork edges.

[The 3D picture at the top of this page is the reference CAT 2500 / 22T + P - 52727776].

Capacities		CAT 2500 / 15T + P	CAT 2500 / 16T + P	CAT 2500 / 20T + P	CAT 2500 / 22T + P	CAT 2500 / 25T + P	CAT 2500 / 12.5T + P	TFF + positionner 9t 2000mm	TFF + positionner 9t 2500mm
Capacity (kg)		15000	16000	20000	22000	25000	12500	9000	9000
Weight and dimensions									
Overall height (mm)	h17	1638	1610	1638	1638	1638	1610	1136	1136
Width (mm)		2500	2500	2500	2500	2500	2500	2027	2527
Working Parameters									
Machine Equipment									
Fork spread minimum (mm)	b5	1055	1055	1055	1055	1055	1055	600	1001
Fork spread maximum (mm)	b5	2335	2335	2335	2335	2335	2335	1895	2395
Available fork dimensions									
200 x 60 x 1200								939350	939355
200 x 80 x 1200				52727771					
200 x 60 x 1500								939351	939356
200 x 85 x 1500			52727768						
200 x 60 x 1800								939054	939216
200 x 80 x 1800				52727772					
200 x 85 x 1800			52727769						
250 x 100 x 1800						52727775			
200 x 60 x 2000								53009730	53006760
200 x 85 x 2400							52727770		
200 x 95 x 2400		52727773							
250 x 100 x 2400					52727776				
200 x 95 x 3000		52727774							
250 x 100 x 3000					52727777				

Machines compatibility	CAT 2500 / 15T + P	CAT 2500 / 16T + P	CAT 2500 / 20T + P	CAT 2500 / 22T + P	CAT 2500 / 25T + P	CAT 2500 / 12.5T + P	TFF + positionner 9t 2000mm	TFF + positionner 9t 2500mm
MHT 790 Mining ST5	-	-	-	-	-	-	X	X
MHT 790 ST5	-	-	-	-	-	-	X	X
MHT 10135 ST5	-	X	-	-	-	X	-	-
MHT 10160 ST5	-	X	-	-	-	X	-	-
MHT 10200 ST5	X	-	X	-	-	-	-	-
MHT 11250 Mining ST5	-	-	-	X	X	-	-	-
MHT 11250 ST5	-	-	-	X	X	-	-	-
MHT-X 790 ST3A	-	-	-	-	-	-	X	X
MHT-X 10135 ST3A	-	X	-	-	-	X	-	-
MHT-X 10160 ST3A	-	X	-	-	-	X	-	-
MHT-X 10200 ST3A	X	-	X	-	-	-	-	-
MHT-X 11250 Mining	-	-	-	X	X	-	-	-
MHT-X 11250 ST3A	-	-	-	X	X	-	-	-
MHT 790 OLD	-	-	-	-	-	-	X	X
MHT-X 790 OLD	-	-	-	-	-	-	X	X
MHT-X 790 Mining OLD	-	-	-	-	-	-	X	X

TABLE SYMBOL					
	No predisposition required		Hydraulic line		Return piping to hydraulic oil tank
	Electric predisposition		Platform predisposition		Tyre handler, cylinder handler predisposition



Head Office

B.P. 249 - 430 rue de l'Aubinière

44150 Ancenis Cedex - France

Tel: +33 (0)2 40 09 10 11 - Fax: +33 (0)2 40 09 10 97

www.manitou.com



This publication provides a description of the configuration versions and options for Manitou products, which may differ for equipment. The equipment presented in this brochure may be part of a series, as an option, or it may not be available, depending on the versions. Manitou reserves the right, at any time and without notice, to amend the specifications described and represented. The specifications provided do not bind the manufacturer. For more details, please contact your Manitou agent. This is not a contractually binding document. The presentation of the products is not contractually binding. List of specifications non-exhaustive. The logos as well as the visual identity of the company are owned by Manitou and cannot be used without authorisation. All rights reserved. The photos and diagrams contained in this brochure are only provided for consultation and information purposes.

MANITOU BF SA - Limited company with board of directors - Share capital: 39,668,399 euros - 857 802 508 RCS Nantes