

Technical sheet :

ENVIRONMENT BUCKET



Customer benefits

- Bucket developed for a severe, daily use.
- Ideal attachment for the handling of bulk materials (paper, crushed green waste).
- Flat bottom for an easy penetration in the waste pit & an efficient unloading.






Technical characteristics

- Extensive use of high resistance steel: body made of S355 steel, side knives, 500 HB lower wear pads and bolt-on blades.
- 3° angle between the bolt-on blade & the bucket's floor for more longevity.
- Massive structure adapted to the recycling conditions (carriage, bottom, body).
- Integrated spill guard to limit material loss while traveling.
- Max. material density: 1000 kg/m³ / 62 lb/ft³.

[The 3D picture at the top of this page is the reference CBA 2500 / 3200 EN - 52000125].

| Technical characteristics | | BEN 2500 / 3000 WP | CBA 2450 / 2200 EN | CBA 2500 / 3200 EN |
|------------------------------------|-----|--------------------|--------------------|--------------------|
| Distance to center of gravity (mm) | | 679 | 642 | 652 |
| Capacities | | | | |
| Capacity (kg) | | 2900 | 2224 | 3197 |
| Heaped capacity (l) | | 2900 | 2224 | 3197 |
| Struck capacity (l) | | 2300 | 1371 | 2485 |
| Weight | | | | |
| Overall weight (kg) | | 1030 | 911 | 1110 |
| Weight and dimensions | | | | |
| Overall height (mm) | h17 | 1323 | 1223 | 1435 |
| Overall length (mm) | l1 | 1746 | 1487 | 1726 |
| Width (mm) | | 2500 | 2450 | 2500 |
| Working Parameters | | | | |
| Machine Equipment | | × | × | × |
| Other Data for Attachments | | | | |
| Bolted wearplate (LDR) | | Standard | Standard | Standard |
| Wear plate hardness | | 500 | 500 | 500 |

| Machines compatibility | | BEN 2500 / 3000 WP | CBA 2450 / 2200 EN | CBA 2500 / 3200 EN |
|--------------------------------|--|--------------------|--------------------|--------------------|
| Reference number | | 52736126 | 52000524 | 52000125 |
| ALT950 | | - | X | - |
| MLA-T 533-145 V+ - ST5 | | - | X | - |
| MLT 635-130 PS+ | | - | X | - |
| MLT 635-140 V+ | | - | X | - |
| MLT 733-115 LSU | | - | X | - |
| MLT 737-130 PS+ | | - | X | - |
| MLT 741-130 PS+ | | - | X | - |
| MLT 741-140 V+ | | - | X | - |
| MLT 841-145 PS+ | | - | X | - |
| MLT 850-145 V+ | | X | - | X |
| MLT 937-115 | | X | - | - |
| MLT 961-160 V+ L | | - | - | X |
| MLT 1041-145 PS+L | | - | X | - |
| MLFX 737-130 PS+ | | - | X | - |
| MLFX 741 T LSU | | - | X | - |
| MLFX 841 - 145 PS+ | | - | X | - |
| MLFX 850-145 V+ | | X | - | X |
| MLFX 961-160 V+ L | | - | - | X |
| MLFX 1041-145 PS+L | | - | X | - |
| MLT 635-130 PS+ ST4 OLD | | - | X | - |
| MLT 635-140 V+ ST4 OLD | | - | X | - |
| MLT 733-115 OLD | | - | X | - |
| MLT 733-115 LSU ST4 OLD | | - | X | - |
| MLT 733-115 ST4 OLD | | - | X | - |
| MLT 737-130 PS+ ST4 OLD | | - | X | - |
| MLT 741-140 V+ ST4 OLD | | - | X | - |
| MLT 840-145 PS+ OLD | | - | X | - |
| MLT 845-100 H OLD | | - | X | - |
| MLT 961-145 V+ L OLD | | - | - | X |
| MLTX 737-130 PS+ OLD | | - | X | - |
| MLTX 741-140 V+ S1 OLD | | - | X | - |
| MLTX 840-140 PS+ OLD | | - | X | - |
| MLTX 845-120 H OLD | | - | X | - |
| MLTX 961-145 V+ L OLD | | - | - | X |

| TABLE SYMBOL | | | | | |
|---|----------------------------|---|-------------------------|---|---|
|  | No predisposition required |  | Hydraulic line |  | Return piping to hydraulic oil tank |
|  | Electric predisposition |  | Platform predisposition |  | Tyre handler, cylinder handler predisposition |

Environment Bucket - Dimensional drawing





Head Office

B.P. 249 - 430 rue de l'Aubinière

44150 Ancenis Cedex - France

Tel: +33 (0)2 40 09 10 11 - Fax: +33 (0)2 40 09 10 97

www.manitou.com



This publication provides a description of the configuration versions and options for Manitou products, which may differ for equipment. The equipment presented in this brochure may be part of a series, as an option, or it may not be available, depending on the versions. Manitou reserves the right, at any time and without notice, to amend the specifications described and represented. The specifications provided do not bind the manufacturer. For more details, please contact your Manitou agent. This is not a contractually binding document. The presentation of the products is not contractually binding. List of specifications non-exhaustive. The logos as well as the visual identity of the company are owned by Manitou and cannot be used without authorisation. All rights reserved. The photos and diagrams contained in this brochure are only provided for consultation and information purposes.

MANITOU BF SA - Limited company with board of directors - Share capital: 39,668,399 euros - 857 802 508 RCS Nantes