

Technical sheet :

ENVIRONMENT BUCKET



Technical characteristics

- Extensive use of high resistance steel: body made of S355 steel, side knives, 500 HB lower wear pads and bolt-on blades.
- 3° angle between the bolt-on blade & the bucket's floor for more longevity.
- Massive structure adapted to the recycling conditions (carriage, bottom, body).
- Integrated spill guard to limit material loss while traveling.
- Max. material density: 1000 kg/m³ / 62 lb/ft³.







[The 3D picture at the top of this page is the reference CBA 2500 / 3200 EN - 52000125].

Customer benefits

- Bucket developed for a severe, daily use.
- Ideal attachment for the handling of bulk materials (paper, crushed green waste).
- Flat bottom for an easy penetration in the waste pit & an efficient unloading.

Technical characteristics		BEN 2500 / 3000 WP	CBA 2450 / 2200 EN	CBA 2500 / 3200 EN
Distance to center of gravity (mm)		679	642	652
Capacities				
Capacity (kg)		2900	2224	3197
Heaped capacity (l)		2900	2224	3197
Struck capacity (l)		2300	1371	2485
Weight				
Overall weight (kg)		1030	911	1110
Weight and dimensions				
Overall height (mm)	h17	1323	1223	1435
Overall length (mm)	l1	1746	1487	1726
Width (mm)		2500	2450	2500
Working Parameters				
Required machine equipment		✗	✗	✗
Other Data for Attachments				
Bolted wearplate (LDR)		Standard	Standard	Standard
Wear plate hardness		500	500	500

Machines compatibility	BEN 2500 / 3000 WP	CBA 2450 / 2200 EN	CBA 2500 / 3200 EN
Reference number	52736126	52000524	52000125
ALT950	-	X	-
MLA-T 533-145 V+ - ST5	-	X	-
MLT 635-130 PS+ (S1)	-	X	-
MLT 635-130 PS+ (S2)	X	X	-
MLT 635-140 V+ (S1)	-	X	-
MLT 635-140 V+ (S2)	X	X	-
MLT 733-115	-	X	-
MLT 733-115 (S2)	-	X	-
MLT 733-115 LSU (S1)	-	X	-
MLT 737-130 PS+ (S1)	-	X	-
MLT 738-130 PS+ (S1)	X	X	-
MLT 741-130 PS+ (S1)	-	X	-
MLT 741-140 V+ (S1)	-	X	-
MLT 742-130 PS+ (S1)	X	X	-
MLT 742-140 V+ (S1)	X	X	-
MLT 841-145 PS+	-	X	-
MLT 850-145 V+	X	-	X
MLT 937-115 (S1)	X	-	-
MLT 961-160 V+ L	-	-	X
MLT 1041-145 PS+L	-	X	-
MLFX 738-130 PS+ (S1)	X	X	-
MLFX 741 T LSU	-	X	-
MLFX 841 - 145 PS+	-	X	-
MLFX 850-145 V+	X	-	X
MLFX 961-160 V+ L	-	-	X
MLFX 1041-145 PS+L	-	X	-
MLT 635-130 PS+ ST4 OLD	-	X	-
MLT 635-140 V+ ST4 OLD	-	X	-
MLT 733-115 LSU ST4 OLD	-	X	-
MLT 733-115 ST4 OLD	-	X	-
MLT 737-130 PS+ ST4 OLD	-	X	-
MLT 741-140 V+ ST4 OLD	-	X	-
MLT 840-145 PS+ OLD	-	X	-
MLT 845-100 H OLD	-	X	-
MLT 961-145 V+ L OLD	-	-	X
MLFX 737-130 PS+ OLD	-	X	-
MLFX 737-130 PS+ (S2) OLD	-	X	-
MLFX 741-140 V+ S1 OLD	-	X	-
MLFX 840-140 PS+ OLD	-	X	-
MLFX 845-120 H OLD	-	X	-
MLFX 961-145 V+ L OLD	-	-	X

TABLE SYMBOL					
	No predisposition required		Hydraulic line		Return piping to hydraulic oil tank
	Electric predisposition		Platform predisposition		Tyre handler, cylinder handler predisposition

Environment Bucket - Dimensional drawing





Head Office

B.P. 249 - 430 rue de l'Aubinière
44150 Ancenis Cedex - France

Tel: +33 (0)2 40 09 10 11 - Fax: +33 (0)2 40 09 10 97

www.manitou.com



This publication provides a description of the configuration versions and options for Manitou products, which may differ for equipment. The equipment presented in this brochure may be part of a series, as an option, or it may not be available, depending on the versions. Manitou reserves the right, at any time and without notice, to amend the specifications described and represented. The specifications provided do not bind the manufacturer. For more details, please contact your Manitou agent. This is not a contractually binding document. The presentation of the products is not contractually binding. List of specifications non-exhaustive. The logos as well as the visual identity of the company are owned by Manitou and cannot be used without authorisation. All rights reserved. The photos and diagrams contained in this brochure are only provided for consultation and information purposes.

MANITOU BF SA - Limited company with board of directors - Share capital: 39,668,399 euros - 857 802 508 RCS Nantes