

Technical sheet :

# PIPE HANDLER





## Customer benefits

- Increases working safety & output on all pipe-handling applications.
- Perfect upholding of pipes thanks to its mobile grapple with hydraulic tine pads- increased safety on rough terrain.
- "Appendix" at the end of the grapple, ensures complete closing & prevents the pipes from sliding away.
- Separated control of grapple & tine pads for more accuracy.
- Increased polyvalence: can be used to handle other loads.







## Technical characteristics

- Maximum capacity 14000 kg / 30865 lbs.
- Max. pipe diameter 1016 mm / 40".
- Increased component protection for less downtimes.
- Complete grapple opening, increased efficiency when loading palletized loads.
- Rubber-covered tine pads.
- Fork dimensions: 120 x 240 x 2400 mm / 4.7 x 9.4 x 94.5".
- Thinner forks (90 mm) available upon request.
- Forks can be used in floating or fixed mode.

[The 3D picture at the top of this page is the reference PH 2100 / 8000 - 939231].

| Technical characteristics                       |     | PH 2100 / 8000  | PH 2500 / 14000   |
|---|-----|---|---|
| Distance to center of gravity (mm)              |     | 586   | 891   |
| Capacities                                      |     |   |   |
| Capacity (kg)                                   |     | 8000  | 14000   |
| Weight  |     |   |   |
| Overall weight (kg)                             |     | 2200  | 3800  |
| Weight and dimensions                           |     |   |   |
| Overall length (mm)                             | l1  | 2143  | 3104  |
| Forks section X Forks width X Forks length (mm) | s   | 70 X 260 X 1200   | 120 X 240 X 2400  |
| Width (mm)                                      |     | 2115  | 2444  |
| Closed grab height (mm)                         | h33 | 1387  | 2068  |
| Opened grab height (mm)                         | h34 | 3286  | 4699  |
| Diameter minimum / Diameter maximum (mm)        |     | 80 / 850  | 80 / 1016   |
| Working Parameters                              |     |   |   |
| Machine Equipment                               |     |  |  |

| Machines compatibility  | PH 2100 / 8000 | PH 2500 / 14000 |
|-------------------------|----------------|-----------------|
| Reference number E-RECO | 939231         | 939332          |
| MHT 790 Mining ST5      | X              | -               |
| MHT 790 ST5             | X              | -               |
| MHT 10135 ST5           | X              | -               |
| MHT 10160 ST5           | X              | -               |
| MHT 10200 ST5           | X              | X               |
| MHT 11250 Mining ST5    | X              | X               |
| MHT 11250 ST5           | -              | X               |
| MHT 12330               | X              | X               |
| MHT-X 790 Mining        | X              | -               |
| MHT-X 790 ST3A          | X              | -               |
| MHT-X 10135 ST3A        | X              | -               |
| MHT-X 10160 ST3A        | X              | -               |
| MHT-X 10200 ST3A        | X              | X               |
| MHT-X 11250 Mining      | X              | X               |
| MHT-X 11250 ST3A        | -              | X               |
| MHT-X 12330             | X              | X               |
| MHT 790 <b>OLD</b>      | X              | -               |
| MHT 10130 <b>OLD</b>    | X              | X               |
| MHT 10180 <b>OLD</b>    | -              | X               |
| MHT 10230 <b>OLD</b>    | -              | X               |
| MHT-X 790 <b>OLD</b>    | X              | -               |

| TABLE SYMBOL  |                            |   |                         |   |   |
|---|----------------------------|---|-------------------------|---|---|
|  | No predisposition required |  | Hydraulic line          |  | Return piping to hydraulic oil tank           |
|  | Electric predisposition    |  | Platform predisposition |  | Tyre handler, cylinder handler predisposition |



**Head Office**

B.P. 249 - 430 rue de l'Aubinière

44150 Ancenis Cedex - France

Tel: +33 (0)2 40 09 10 11 - Fax: +33 (0)2 40 09 10 97

[www.manitou.com](http://www.manitou.com)



This publication provides a description of the configuration versions and options for Manitou products, which may differ for equipment. The equipment presented in this brochure may be part of a series, as an option, or it may not be available, depending on the versions. Manitou reserves the right, at any time and without notice, to amend the specifications described and represented. The specifications provided do not bind the manufacturer. For more details, please contact your Manitou agent. This is not a contractually binding document. The presentation of the products is not contractually binding. List of specifications non-exhaustive. The logos as well as the visual identity of the company are owned by Manitou and cannot be used without authorisation. All rights reserved. The photos and diagrams contained in this brochure are only provided for consultation and information purposes.

MANITOU BF SA - Limited company with board of directors - Share capital: 39,668,399 euros - 857 802 508 RCS Nantes