

Technical sheet :

SQUARE BALE CLAMP




Customer benefits

- High capacity & power for intensive straw stacking
- Lateral clamp kinematics: under roof stacking made easy
- Good bale penetration & upholding
- Possible handling & rotation of a single bale.







Technical characteristics

- Capacity: 2100 kg / 4631 lb / 5 bales (700 mm / 28 in high).
- Reinforced frame & grab structure for harsh working conditions.
- 2x 7 forged teeth, Ø 25 mm / 1 in length 340 mm / 13 in.
- 3x lower tines, Ø 40 mm / 2 in length 1000 mm / 39 in.
- Synchronized closure.

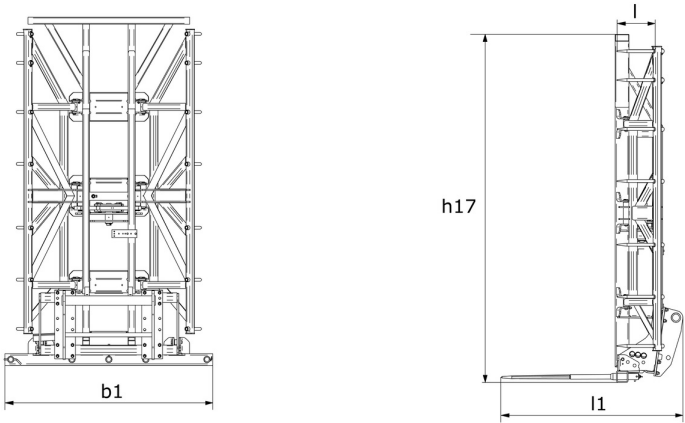
[The 3D picture at the top of this page is the reference CLBS 2x7 / 2100 - 52000015].

Capacities		CLBS 2x7 / 2100
Capacity (kg)		2100
Weight		
Overall weight (kg)		760
Weight and dimensions		
Overall height (mm)	h17	3010
Overall length (mm)	l1	1590
Forks length (mm)	l	1000
Width (mm)		1800
Working Parameters		
Required machine equipment		
Teeth / Fingers		14 / 3
Minimum opening (mm)		420
Maximum opening (mm)		1570
3 Round bale max diameter (mm)		1800
3 Square bale max height (mm)		1200

Machines compatibility	CLBS 2x7 / 2100
Reference number	52000015
MLT 742-130 PS+ (S1)	X
MLT 742-140 V+ (S1)	X
MLT 841-145 PS+	X
MLT 850-145 V+	X
MLT 940-140 V+ (S2)	X
MLT 961-160 V+ L	X
MLT 1041-145 PS+L	X
MLTX 841 - 145 PS+	X
MLTX 850-145 V+	X
MLTX 961-160 V+ L	X
MLTX 1041-145 PS+L	X
MLT 840-145 PS+ OLD	X
MLT 845-100 H OLD	X
MLT 845-120 OLD	X
MLT 940-140 V+ (S1) OLD	X
MLT 940-140 V+ ST4 OLD	X
MLT 961-145 V+ L OLD	X
MLT 1040-145 PS+ L OLD	X
MLTX 840-140 PS+ OLD	X
MLTX 961-145 V+ L OLD	X
MLTX 1040-140 PS+ L OLD	X

TABLE SYMBOL					
	No predisposition required		Hydraulic line		Return piping to hydraulic oil tank
	Electric predisposition		Platform predisposition		Tyre handler, cylinder handler predisposition

Square Bale Clamp - Dimensional drawing





Head Office

B.P. 249 - 430 rue de l'Aubinière

44150 Ancenis Cedex - France

Tel: +33 (0)2 40 09 10 11 - Fax: +33 (0)2 40 09 10 97

www.manitou.com



This publication provides a description of the configuration versions and options for Manitou products, which may differ for equipment. The equipment presented in this brochure may be part of a series, as an option, or it may not be available, depending on the versions. Manitou reserves the right, at any time and without notice, to amend the specifications described and represented. The specifications provided do not bind the manufacturer. For more details, please contact your Manitou agent. This is not a contractually binding document. The presentation of the products is not contractually binding. List of specifications non-exhaustive. The logos as well as the visual identity of the company are owned by Manitou and cannot be used without authorisation. All rights reserved. The photos and diagrams contained in this brochure are only provided for consultation and information purposes.

MANITOU BF SA - Limited company with board of directors - Share capital: 39,668,399 euros - 857 802 508 RCS Nantes