

Technical sheet :

SQUARE BALE CLAMP



Customer benefits

- High capacity & power for intensive straw stacking
- Lateral clamp kinematics: under roof stacking made easy
- Good bale penetration & upholding
- Possible handling & rotation of a single bale.







Technical characteristics

- Capacity: 2100 kg / 5 bales (700 mm high).
- Reinforced frame & grab structure for harsh working conditions.
- 2x 7 forged teeth, Ø 25 mm length 340 mm.
- 3x lower tines, Ø 40 mm length 1000 mm.
- Synchronized closure.

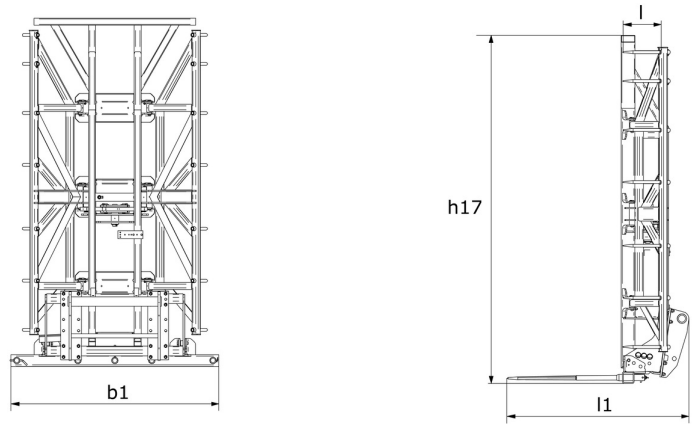
[The 3D picture at the top of this page is the reference CLBS 2x7 / 2100 - 52000015].

| Capacities | | CLBS 2x7 / 2100 | |
|--------------------------------|-----|---|--|
| Capacity (kg) | | 2100 | |
| Weight | | | |
| Overall weight (kg) | | 760 | |
| Weight and dimensions | | | |
| Overall height (mm) | h17 | 3010 | |
| Overall length (mm) | l1 | 1590 | |
| Forks length (mm) | l | 1000 | |
| Width (mm) | | 1800 | |
| Working Parameters | | | |
| Machine Equipment | |  | |
| Teeth / Fingers | | 14 / 3 | |
| Opening minimum (mm) | | 420 | |
| Opening maximum (mm) | | 1570 | |
| 3 Round bale max diameter (mm) | | 1800 | |
| 3 Square bale max height (mm) | | 1200 | |

| Machines compatibility | CLBS 2x7 / 2100 | |
|---------------------------------------|-----------------|--|
| Reference number | 52000015 | |
| MLT 841-145 PS+ | X | |
| MLT 850-145 V+ | X | |
| MLT 940-140 V+ | X | |
| MLT 961-160 V+ L | X | |
| MLT 1041-145 PS+L | X | |
| MLT-X 841 - 145 PS+ | X | |
| MLT-X 850-145 V+ | X | |
| MLT-X 961-160 V+ L | X | |
| MLT-X 1041-145 PS+L | X | |
| MLT 840-145 PS+ OLD | X | |
| MLT 845-100 H OLD | X | |
| MLT 845-120 OLD | X | |
| MLT 940-140 V+ ST4 OLD | X | |
| MLT 961-145 V+ L OLD | X | |
| MLT 1040-145 PS+ L OLD | X | |
| MLT-X 840-140 PS+ OLD | X | |
| MLT-X 961-145 V+ L OLD | X | |
| MLT-X 1040-140 PS+ L OLD | X | |

| TABLE SYMBOL | | | | | |
|---|----------------------------|---|-------------------------|---|---|
|  | No predisposition required |  | Hydraulic line |  | Return piping to hydraulic oil tank |
|  | Electric predisposition |  | Platform predisposition |  | Tyre handler, cylinder handler predisposition |

Square Bale Clamp - Dimensional drawing





Head Office

B.P. 249 - 430 rue de l'Aubinière

44150 Ancenis Cedex - France

Tel: +33 (0)2 40 09 10 11 - Fax: +33 (0)2 40 09 10 97

www.manitou.com



This publication provides a description of the configuration versions and options for Manitou products, which may differ for equipment. The equipment presented in this brochure may be part of a series, as an option, or it may not be available, depending on the versions. Manitou reserves the right, at any time and without notice, to amend the specifications described and represented. The specifications provided do not bind the manufacturer. For more details, please contact your Manitou agent. This is not a contractually binding document. The presentation of the products is not contractually binding. List of specifications non-exhaustive. The logos as well as the visual identity of the company are owned by Manitou and cannot be used without authorisation. All rights reserved. The photos and diagrams contained in this brochure are only provided for consultation and information purposes.

MANITOU BF SA - Limited company with board of directors - Share capital: 39,668,399 euros - 857 802 508 RCS Nantes