

Technical sheet :

HIGH CAPACITY AGRICULTURAL BUCKET



Customer benefits

- Ideal bucket for bulk products (cereals, woodchip, mineral feed etc.)
- Modern design with maximal rigidity and resistance.
- Shape designed with 3° angle for quick loading and unloading operation.
- 500HB bolt-on cutting edge (LDR) for more longevity.

Technical characteristics







- Bulk product bucket suitable for handling materials with a density ≤ 1 .
- Reinforced structure (base, blade and sides).

[The 3D picture at the top of this page is the reference CBA 2700 / 4500 LDR - 52000508].

 **ATTACHMENTS**

| Technical characteristics | | CBA 2500 / 4000 LDR | CBA 2700 / 4500 LDR |
|------------------------------------|-----|---------------------|---------------------|
| Distance to center of gravity (mm) | | 621 | 595 |
| Capacities | | | |
| Capacity (kg) | | 3205 | 3640 |
| Heaped capacity (l) | | 4007 | 4550 |
| Struck capacity (l) | | 3195 | 3617 |
| Weight | | | |
| Overall weight (kg) | | 1310 | 1400 |
| Weight and dimensions | | | |
| Overall height (mm) | h17 | 1617 | 1677 |
| Overall length (mm) | l1 | 1896 | 1896 |
| Width (mm) | | 2500 | 2700 |
| Depth (mm) | p5 | 1700 | 1700 |
| Working Parameters | | | |
| Machine Equipment | | ✕ | ✕ |
| Other Data for Attachments | | | |
| Wear plate hardness | | 500 | 500 |

| Machines compatibility | CBA 2500 / 4000 LDR | CBA 2700 / 4500 LDR |
|---|---------------------|---------------------|
| Reference number with bolted wearplate (WP) | 52603178 | 52000508 |
| MLT 850-145 V+ | X | X |
| MLT 961-160 V+ L | X | X |
| MLTX 850-145 V+ | X | X |
| MLTX 961-160 V+ L | X | X |
| MLT 961-145 V+ L OLD | X | X |
| MLTX 961-145 V+ L OLD | X | X |

| TABLE SYMBOL | | | | | |
|---|----------------------------|---|-------------------------|---|---|
|  | No predisposition required |  | Hydraulic line |  | Return piping to hydraulic oil tank |
|  | Electric predisposition |  | Platform predisposition |  | Tyre handler, cylinder handler predisposition |



Head Office

B.P. 249 - 430 rue de l'Aubinière

44150 Ancenis Cedex - France

Tel: +33 (0)2 40 09 10 11 - Fax: +33 (0)2 40 09 10 97

www.manitou.com



This publication provides a description of the configuration versions and options for Manitou products, which may differ for equipment. The equipment presented in this brochure may be part of a series, as an option, or it may not be available, depending on the versions. Manitou reserves the right, at any time and without notice, to amend the specifications described and represented. The specifications provided do not bind the manufacturer. For more details, please contact your Manitou agent. This is not a contractually binding document. The presentation of the products is not contractually binding. List of specifications non-exhaustive. The logos as well as the visual identity of the company are owned by Manitou and cannot be used without authorisation. All rights reserved. The photos and diagrams contained in this brochure are only provided for consultation and information purposes.

MANITOU BF SA - Limited company with board of directors - Share capital: 39,668,399 euros - 857 802 508 RCS Nantes