

Technical sheet :

HYDRAULIC FLOATING FORK POSITIONER




Technical characteristics

- Hydraulic circuit with pressure limiter
- Fork spread: 275 mm/1010 mm / 11 in/40 in
- Standard load backrest
- Pin-type forks- moved through "sliders"
- Note: fork spread measured on the outer fork edges

[The 3D picture at the top of this page is the reference CAF 1260 / 4500 P - 52000273].







Customer benefits


- Must-have attachment for each & any construction site
- 1 model for the complete MT range-advantage for rental fleets
- Time saving: change fork spread from the cab
- Precise hydraulic fork movements for more accuracy
- Floating forks with leveling capacity for rough terrain applications
- Safety: fork travel lock

Technical characteristics		CAF 1260 / 4500 P	
Distance to center of gravity (in)		1'	
Capacities			
Capacity (lb)		9921	
Weight			
Overall weight (lb)		772	
Weight and dimensions			
Overall height (in)	h17	3' 11"	
Overall length (in)	l1	5'	
Forks section X Forks width X Forks length (in)	s	2' X 4" X 3' 11"	
Width (in)		4' 3"	
Working Parameters			
Required machine equipment			
Minimum forks spread (in)	b5	1' 3"	
Maximum forks spread (in)	b5	3' 4"	
Available fork dimensions			
120 x 50 x 1170		52000273	

Machines compatibility		CAF 1260 / 4500 P	
MT 625 H		X	
MT 625 H Comfort		X	
MT 625 HA		X	
MT 730 H		X	
MT 735 75D ST5		X	
MT 930 H		X	
MT 930 HA		X	
MT 935 75D ST5		X	
MT 1135 75 D		X	
MT 1135		X	
MT 1135 H 100D		X	
MT 1335 75D ST5		X	
MT 1335 100D ST5		X	
MT 1335 H 75D ST5		X	
MT 1335 H 100D ST5		X	
MT 1335 HA 75D ST5		X	
MT 1335 HA 100D ST5		X	
MT 1440		X	
MT 1440 e		X	
MT 1840		X	
MT 1840 A		X	
MT 1840 e		X	
MT 1840 easy ST5		X	
MT 1840 HA		X	
MT-X 735		X	
MT-X 1135		X	
MT-X 1440		X	
MT-X 1440 A		X	
MT-X 1840		X	
MT-X 1840 A		X	
MT 733 Easy OLD		X	
MT 933 Easy OLD		X	
MT 1033 easy OLD		X	
MT 1135 easy ST5 OLD		X	
MT 1135 H easy ST5 OLD		X	
MT 1135 HA Easy ST5 OLD		X	
MT 1335 OLD		X	
MT 1335 easy ST5 OLD		X	
MT 1335 H easy ST5 OLD		X	
MT 1335 HA easy ST5 OLD		X	
MT 1440 A OLD		X	
MT 1440 HA OLD		X	
MT-X 733 OLD		X	
MT-X 1033 OLD		X	

TABLE SYMBOL

	No predisposition required		Hydraulic line		Return piping to hydraulic oil tank
	Electric predisposition		Platform predisposition		Tyre handler, cylinder handler predisposition



Head Office

B.P. 249 - 430 rue de l'Aubinière
44150 Ancenis Cedex - France

Tel: +33 (0)2 40 09 10 11 - Fax: +33 (0)2 40 09 10 97

www.manitou.com



This publication provides a description of the configuration versions and options for Manitou products, which may differ for equipment. The equipment presented in this brochure may be part of a series, as an option, or it may not be available, depending on the versions. Manitou reserves the right, at any time and without notice, to amend the specifications described and represented. The specifications provided do not bind the manufacturer. For more details, please contact your Manitou agent. This is not a contractually binding document. The presentation of the products is not contractually binding. List of specifications non-exhaustive. The logos as well as the visual identity of the company are owned by Manitou and cannot be used without authorisation. All rights reserved. The photos and diagrams contained in this brochure are only provided for consultation and information purposes.

MANITOU BF SA - Limited company with board of directors - Share capital: 39,668,399 euros - 857 802 508 RCS Nantes