

Technical sheet :

SWEeper 2 IN 1









Technical characteristics

- Protected hydraulic system, no hydraulic backline required.
- Synchronisation valve: sweep and control the dirt tank with 1 single hydraulic function.
- Galvanized structure for more longevity.
- Synthetic brush ø520 mm / 20 in.
- Optional side brush ø320 mm / 13 in.
- Standard version: standard wheel, mechanical swivel.
- "+" version: reinforced wheels, mechanical swivel.
- "HWA +" version: reinforced wheels, hydraulic swivel, water sprayer (120 L / 4 ft³).
- MLA, MRT limitation : External temperature < 33°C / 91,4°F | usage <2 hours a day.

Customer benefits

- Simple & efficient solution for all light and medium duty applications.
- Dust collector & front wheel standard.
- 2 in 1: sweeper-collector & side-pushing sweeper.
- Fast, toolless switching from one configuration to the other.

| Weight | | SCC 2050 | SCC 2050 + | SCC 2050 HWA + | SCC 2600 | SCC 2600 + | SCC 2600 HWA + |
|------------------------------------|-----|---|---|---|---|---|---|
| Overall weight (kg) | | 630 | 640 | 690 | 755 | 730 | 800 |
| Weight and dimensions | | | | | | | |
| Overall height (mm) | h17 | 950 | 950 | 1550 | 950 | 950 | 1550 |
| Overall length (mm) | l1 | 2140 | 2170 | 2170 | 2140 | 2170 | 2170 |
| Width (mm) | | 2270 | 2270 | 2270 | 2820 | 2820 | 2820 |
| Working Parameters | | | | | | | |
| Required machine equipment | |  |  |  |  |  |  |
| Rotation 1 (°) | | 30 | 30 | 30 | 30 | 30 | 30 |
| Water sprayer and hydraulic swivel | | No | No | Yes | No | No | Yes |

| Machines compatibility | SCC 2050 | SCC 2050 + | SCC 2050 HWA + | SCC 2600 | SCC 2600 + | SCC 2600 HWA + |
|------------------------|----------|------------|----------------|----------|------------|----------------|
| Reference number | 52000514 | 52000516 | 52000518 | 52000515 | 52000517 | 52000519 |
| ALT950 | - | - | - | X | X | X |
| MHT 790 Mining ST5 | - | - | - | - | X | - |
| MHT 790 ST5 | - | - | - | - | X | - |
| MHT-X 790 ST3A | - | - | - | - | X | - |
| MLA-T 533-145 V+ - ST5 | - | X | - | X | X | X |
| MLT 420-60 H | X | X | X | - | - | - |
| MLT 625-75 H | X | X | X | - | - | - |
| MLT 625 e | X | X | X | - | - | - |
| MLT 630-115 (S2) | - | - | - | X | X | X |
| MLT 630-115 V (S2) | - | - | - | X | X | X |
| MLT 630-115 V CP (S2) | - | - | - | X | X | X |
| MLT 635-130 PS+ (S1) | - | - | - | X | X | X |
| MLT 635-130 PS+ (S2) | - | - | - | X | X | X |
| MLT 635-140 V+ (S1) | - | - | - | X | X | X |
| MLT 635-140 V+ (S2) | - | - | - | X | X | X |
| MLT 730-115 V (S2) | - | - | - | X | X | X |
| MLT 730-115 V CP (S2) | - | - | - | X | X | X |
| MLT 733-115 (S2) | - | - | - | X | X | X |
| MLT 738-130 PS+ (S1) | - | - | - | X | X | X |
| MLT 742-130 PS+ (S1) | - | - | - | X | X | X |
| MLT 742-140 V+ (S1) | - | - | - | X | X | X |
| MLT 841-145 PS+ | - | - | - | X | X | X |
| MLT 850-145 V+ | - | - | - | X | X | X |
| MLT 937-115 (S1) | - | - | - | X | X | X |
| MLT 940-140 V+ (S1) | - | - | - | X | X | - |
| MLT 940-140 V+ (S2) | - | - | - | X | X | X |
| MLT 961-160 V+ L | - | - | - | X | - | X |
| MLT 1041-145 PS+L | - | - | - | X | X | X |
| MLFX 625-75 H | X | X | X | - | - | - |
| MLFX 732 | - | - | - | X | X | X |
| MLFX 735 T LSU | - | - | - | X | X | X |
| MLFX 738-130 PS+ (S1) | - | - | - | X | X | X |
| MLFX 741 T LSU | - | - | - | X | X | X |
| MLFX 841 - 145 PS+ | - | - | - | X | X | X |
| MLFX 850-145 V+ | - | - | - | X | X | X |
| MLFX 961-160 V+ L | - | - | - | X | - | X |
| MLFX 1041-145 PS+L | - | - | - | X | X | X |
| MRT 1645 75 | - | - | - | - | X | - |
| MRT 1645 115 | - | - | - | - | X | - |
| MRT 1845 75 | - | - | - | - | X | - |
| MRT 1845 115 | - | - | - | - | X | - |
| MRT 2145 115 | - | - | - | - | X | - |
| MRT 2545 115 | - | - | - | - | X | - |
| MRT-X 1645 | - | - | - | - | X | - |
| MRT-X 1845 | - | - | - | - | X | - |
| MRT-X 2145 | - | - | - | - | X | - |
| MRT-X 2545 | - | - | - | - | X | - |
| MT 420 H | X | X | X | - | - | - |
| MT 625 e | X | X | X | - | - | - |
| MT 625 H | X | X | X | - | - | - |
| MT 625 H Comfort | X | X | X | - | - | - |
| MT 735 75D ST5 | - | - | - | X | X | X |
| MT 935 75D ST5 | - | - | - | X | X | X |
| MT 1135 75 D | - | - | - | X | X | X |
| MT 1135 | X | X | X | X | X | X |
| MT 1135 H 100D | - | - | - | X | X | X |
| MT 1335 75D ST5 | - | - | - | X | X | X |
| MT 1335 100D ST5 | - | - | - | X | X | X |
| MT 1335 H 75D ST5 | - | - | - | X | X | X |
| MT 1335 H 100D ST5 | - | - | - | X | X | X |
| MT 1335 HA 75D ST5 | - | - | - | X | X | X |
| MT 1335 HA 100D ST5 | - | - | - | X | X | X |
| MT 1440 e | - | - | - | X | X | X |
| MT 1840 e | - | - | - | X | X | X |
| MT-X 735 | - | - | - | X | X | X |
| MT-X 1135 | - | - | - | X | X | X |
| MHT 790 OLD | - | - | - | - | X | - |

| Machines compatibility | SCC 2050 | SCC 2050 + | SCC 2050 HWA + | SCC 2600 | SCC 2600 + | SCC 2600 HWA + |
|-------------------------------------|----------|------------|----------------|----------|------------|----------------|
| MHT-X 790 OLD | - | - | - | - | X | - |
| MHT-X 790 Mining OLD | - | - | - | - | X | - |
| MLT 630-105 ST4 OLD | - | - | - | X | X | X |
| MLT 630-105 V CP ST4 OLD | - | - | - | X | X | X |
| MLT 630-105 V ST4 OLD | - | - | - | X | X | X |
| MLT 635-130 PS+ ST4 OLD | - | - | - | X | X | X |
| MLT 635-140 V+ ST4 OLD | - | - | - | X | X | X |
| MLT 730-115 V CP ST4 OLD | - | - | - | X | X | X |
| MLT 730-115 V ST4 OLD | - | - | - | X | X | X |
| MLT 733-115 LSU ST4 OLD | - | - | - | X | X | X |
| MLT 733-115 ST4 OLD | - | - | - | X | X | X |
| MLT 737-130 PS+ ST4 OLD | - | - | - | X | X | X |
| MLT 741-140 V+ ST4 OLD | - | - | - | X | X | X |
| MLT 840-145 PS+ OLD | - | - | - | X | X | X |
| MLT 940-140 V+ ST4 OLD | - | - | - | X | X | X |
| MLT 961-145 V+ L OLD | - | - | - | X | - | X |
| MLT 1040-145 PS+ L OLD | - | - | - | X | X | X |
| MLT-X 737-130 PS+ OLD | - | - | - | X | X | X |
| MLT-X 741-140 V+ S1 OLD | - | - | - | X | X | X |
| MLT-X 840-140 PS+ OLD | - | - | - | X | X | X |
| MLT-X 961-145 V+ L OLD | - | - | - | X | - | X |
| MLT-X 1040-140 PS+ L OLD | - | - | - | X | X | X |
| MRT 1640 Easy T4 S2 400° OLD | - | - | - | - | X | - |
| MRT 1840 Easy T4 S2 360° OLD | - | - | - | - | X | - |
| MRT 1840 Easy T4 S2 400° OLD | - | - | - | - | X | - |
| MRT 2145 Easy T4 S2 360° OLD | - | - | - | - | X | - |
| MRT 2145 Easy T4 S2 400° OLD | - | - | - | - | X | - |
| MRT 2545 Easy T4 S2 360° OLD | - | - | - | - | X | - |
| MRT 2545 Easy T4 S2 400° OLD | - | - | - | - | X | - |
| MRT-X 1840 Easy 360° OLD | - | - | - | - | X | - |
| MRT-X 1840 Easy 400° OLD | - | - | - | - | X | - |
| MRT-X 2545 Easy 360° OLD | - | - | - | - | X | - |
| MRT-X 2545 Easy 400° OLD | - | - | - | - | X | - |
| MT 625 HA OLD | X | X | X | - | - | - |
| MT 733 Easy OLD | - | X | X | X | X | - |
| MT 933 Easy OLD | - | - | - | X | X | X |
| MT 1033 easy OLD | - | - | - | X | X | X |
| MT 1135 H easy ST5 OLD | X | - | X | X | X | X |
| MT 1335 OLD | X | X | X | X | X | X |
| MT-X 733 OLD | - | - | - | X | X | X |
| MT-X 1033 OLD | - | X | X | X | X | X |

| TABLE SYMBOL | | | | | |
|--------------|----------------------------|--|-------------------------|--|---|
| | No predisposition required | | Hydraulic line | | Return piping to hydraulic oil tank |
| | Electric predisposition | | Platform predisposition | | Tyre handler, cylinder handler predisposition |

Sweeper 2 in 1 - Dimensional drawing





Head Office

B.P. 249 - 430 rue de l'Aubinière
44150 Ancenis Cedex - France

Tel: +33 (0)2 40 09 10 11 - Fax: +33 (0)2 40 09 10 97

www.manitou.com



This publication provides a description of the configuration versions and options for Manitou products, which may differ for equipment. The equipment presented in this brochure may be part of a series, as an option, or it may not be available, depending on the versions. Manitou reserves the right, at any time and without notice, to amend the specifications described and represented. The specifications provided do not bind the manufacturer. For more details, please contact your Manitou agent. This is not a contractually binding document. The presentation of the products is not contractually binding. List of specifications non-exhaustive. The logos as well as the visual identity of the company are owned by Manitou and cannot be used without authorisation. All rights reserved. The photos and diagrams contained in this brochure are only provided for consultation and information purposes.

MANITOU BF SA - Limited company with board of directors - Share capital: 39,668,399 euros - 857 802 508 RCS Nantes