

Technical sheet :

# SWEEPER 2 IN 1









## Customer benefits

- Simple & efficient solution for all light and medium duty applications.
- Dust collector & front wheel standard.
- 2 in 1: sweeper-collector & side-pushing sweeper.
- Fast, toolless switching from one configuration to the other.

## Technical characteristics

- Protected hydraulic system, no hydraulic backline required.
- Synchronisation valve: sweep and control the dirt tank with 1 single hydraulic function.
- Galvanized structure for more longevity.
- Synthetic brush  $\varnothing 520$  mm / 20 in.
- Optional side brush  $\varnothing 320$  mm / 13 in.
- Standard version: standard wheel, mechanical swivel.
- "+" version: reinforced wheels, mechanical swivel.
- "HWA +" version: reinforced wheels, hydraulic swivel, water sprayer (120 L / 4 ft<sup>3</sup>).
- MLA, MRT limitation : External temperature < 33°C / 91,4°F | usage < 2 hours a day.

| Weight                             |     | SCC 2050  | SCC 2050 +  | SCC 2050 HWA +  | SCC 2600  | SCC 2600 +  | SCC 2600 HWA +  |
|------------------------------------|-----|---|---|---|---|---|---|
| Overall weight (kg)                |     | 630   | 640   | 690   | 755   | 730   | 800   |
| Weight and dimensions              |     |   |   |   |   |   |   |
| Overall height (mm)                | h17 | 950   | 950   | 1550  | 950   | 950   | 1550  |
| Overall length (mm)                | l1  | 2140  | 2170  | 2170  | 2140  | 2170  | 2170  |
| Width (mm)                         |     | 2270  | 2270  | 2270  | 2820  | 2820  | 2820  |
| Working Parameters                 |     |   |   |   |   |   |   |
| Machine Equipment                  |     |  |  |  |  |  |  |
| Rotation 1 (°)                     |     | 30  | 30  | 30  | 30  | 30  | 30  |
| Water sprayer and hydraulic swivel |     | No  | No  | Yes   | No  | No  | Yes   |

| Machines compatibility          | SCC 2050 | SCC 2050 + | SCC 2050 HWA + | SCC 2600 | SCC 2600 + | SCC 2600 HWA + |
|---------------------------------|----------|------------|----------------|----------|------------|----------------|
| Reference number                | 52000514 | 52000516   | 52000518       | 52000515 | 52000517   | 52000519       |
| ALT950                          | -        | -          | -              | X        | X          | X              |
| MHT 790 Mining ST5              | -        | -          | -              | -        | X          | -              |
| MHT 790 ST5                     | -        | -          | -              | -        | X          | -              |
| MHT-X 790 ST3A                  | -        | -          | -              | -        | X          | -              |
| MLA-T 533-145 V+ - ST5          | -        | X          | -              | X        | X          | X              |
| MLT 420-60 H                    | X        | X          | X              | -        | -          | -              |
| MLT 625-75 H                    | X        | X          | X              | -        | -          | -              |
| MLT 635-130 PS+                 | -        | -          | -              | X        | X          | X              |
| MLT 635-140 V+                  | -        | -          | -              | X        | X          | X              |
| MLT 841-145 PS+                 | -        | -          | -              | X        | X          | X              |
| MLT 850-145 V+                  | -        | -          | -              | X        | X          | X              |
| MLT 940-140 V+                  | -        | -          | -              | X        | X          | -              |
| MLT 961-160 V+ L                | -        | -          | -              | X        | -          | X              |
| MLT 1041-145 PS+L               | -        | -          | -              | X        | X          | X              |
| MLFX 625-75 H                   | X        | X          | X              | -        | -          | -              |
| MLFX 732                        | -        | -          | -              | X        | X          | X              |
| MLFX 735 T LSU                  | -        | -          | -              | X        | X          | X              |
| MLFX 741 T LSU                  | -        | -          | -              | X        | X          | X              |
| MLFX 841 - 145 PS+              | -        | -          | -              | X        | X          | X              |
| MLFX 850-145 V+                 | -        | -          | -              | X        | X          | X              |
| MLFX 961-160 V+ L               | -        | -          | -              | X        | -          | X              |
| MLFX 1041-145 PS+L              | -        | -          | -              | X        | X          | X              |
| MRT 1645 75                     | -        | -          | -              | -        | X          | -              |
| MRT 1645 115                    | -        | -          | -              | -        | X          | -              |
| MRT 1845 75                     | -        | -          | -              | -        | X          | -              |
| MRT 1845 115                    | -        | -          | -              | -        | X          | -              |
| MRT 2145 115                    | -        | -          | -              | -        | X          | -              |
| MRT 2545 115                    | -        | -          | -              | -        | X          | -              |
| MRT-X 1645                      | -        | -          | -              | -        | X          | -              |
| MRT-X 1845                      | -        | -          | -              | -        | X          | -              |
| MRT-X 2145                      | -        | -          | -              | -        | X          | -              |
| MRT-X 2545                      | -        | -          | -              | -        | X          | -              |
| MT 420 H                        | X        | X          | X              | -        | -          | -              |
| MT 625 H                        | X        | X          | X              | -        | -          | -              |
| MT 625 H Comfort                | X        | X          | X              | -        | -          | -              |
| MT 625 HA                       | X        | X          | X              | -        | -          | -              |
| MT 735 75D ST5                  | -        | -          | -              | X        | X          | X              |
| MT 935 75D ST5                  | -        | -          | -              | X        | X          | X              |
| MT 1135 75 D                    | -        | -          | -              | X        | X          | X              |
| MT 1135 H 100D                  | -        | -          | -              | X        | X          | X              |
| MT 1335 75D ST5                 | -        | -          | -              | X        | X          | X              |
| MT 1335 100D ST5                | -        | -          | -              | X        | X          | X              |
| MT 1335 H 75D ST5               | -        | -          | -              | X        | X          | X              |
| MT 1335 H 100D ST5              | -        | -          | -              | X        | X          | X              |
| MT-X 733                        | -        | -          | -              | X        | X          | X              |
| MT-X 1033                       | -        | X          | X              | X        | X          | X              |
| MHT 790 <b>OLD</b>              | -        | -          | -              | -        | X          | -              |
| MHT-X 790 <b>OLD</b>            | -        | -          | -              | -        | X          | -              |
| MHT-X 790 Mining <b>OLD</b>     | -        | -          | -              | -        | X          | -              |
| MLT 630-105 ST4 <b>OLD</b>      | -        | -          | -              | X        | X          | X              |
| MLT 630-105 V CP ST4 <b>OLD</b> | -        | -          | -              | X        | X          | X              |
| MLT 630-105 V ST4 <b>OLD</b>    | -        | -          | -              | X        | X          | X              |
| MLT 635-130 PS+ ST4 <b>OLD</b>  | -        | -          | -              | X        | X          | X              |
| MLT 635-140 V+ ST4 <b>OLD</b>   | -        | -          | -              | X        | X          | X              |
| MLT 730-115 V CP ST4 <b>OLD</b> | -        | -          | -              | X        | X          | X              |
| MLT 730-115 V ST4 <b>OLD</b>    | -        | -          | -              | X        | X          | X              |
| MLT 733-115 LSU ST4 <b>OLD</b>  | -        | -          | -              | X        | X          | X              |
| MLT 733-115 ST4 <b>OLD</b>      | -        | -          | -              | X        | X          | X              |
| MLT 737-130 PS+ ST4 <b>OLD</b>  | -        | -          | -              | X        | X          | X              |
| MLT 741-140 V+ ST4 <b>OLD</b>   | -        | -          | -              | X        | X          | X              |
| MLT 840-145 PS+ <b>OLD</b>      | -        | -          | -              | X        | X          | X              |
| MLT 940-140 V+ ST4 <b>OLD</b>   | -        | -          | -              | X        | X          | X              |
| MLT 961-145 V+ L <b>OLD</b>     | -        | -          | -              | X        | -          | X              |
| MLT 1040-145 PS+ L <b>OLD</b>   | -        | -          | -              | X        | X          | X              |
| MLFX 737-130 PS+ <b>OLD</b>     | -        | -          | -              | X        | X          | X              |
| MLFX 741-140 V+ S1 <b>OLD</b>   | -        | -          | -              | X        | X          | X              |
| MLFX 840-140 PS+ <b>OLD</b>     | -        | -          | -              | X        | X          | X              |

| Machines compatibility              | SCC 2050 | SCC 2050 + | SCC 2050 HWA + | SCC 2600 | SCC 2600 + | SCC 2600 HWA + |
|-------------------------------------|----------|------------|----------------|----------|------------|----------------|
| MLTX 961-145 V+ L <b>OLD</b>        | -        | -          | -              | X        | -          | X              |
| MLTX 1040-140 PS+ L <b>OLD</b>      | -        | -          | -              | X        | X          | X              |
| MRT 1640 Easy T4 S2 400° <b>OLD</b> | -        | -          | -              | -        | X          | -              |
| MRT 1840 Easy T4 S2 360° <b>OLD</b> | -        | -          | -              | -        | X          | -              |
| MRT 1840 Easy T4 S2 400° <b>OLD</b> | -        | -          | -              | -        | X          | -              |
| MRT 2145 Easy T4 S2 360° <b>OLD</b> | -        | -          | -              | -        | X          | -              |
| MRT 2145 Easy T4 S2 400° <b>OLD</b> | -        | -          | -              | -        | X          | -              |
| MRT 2545 Easy T4 S2 360° <b>OLD</b> | -        | -          | -              | -        | X          | -              |
| MRT 2545 Easy T4 S2 400° <b>OLD</b> | -        | -          | -              | -        | X          | -              |
| MRT-X 1840 Easy 360° <b>OLD</b>     | -        | -          | -              | -        | X          | -              |
| MRT-X 1840 Easy 400° <b>OLD</b>     | -        | -          | -              | -        | X          | -              |
| MRT-X 2545 Easy 360° <b>OLD</b>     | -        | -          | -              | -        | X          | -              |
| MRT-X 2545 Easy 400° <b>OLD</b>     | -        | -          | -              | -        | X          | -              |
| MT 733 Easy <b>OLD</b>              | -        | X          | X              | X        | X          | -              |
| MT 933 Easy <b>OLD</b>              | -        | -          | -              | X        | X          | X              |
| MT 1033 easy <b>OLD</b>             | -        | -          | -              | X        | X          | X              |
| MT 1135 <b>OLD</b>                  | X        | X          | X              | X        | X          | X              |
| MT 1135 H easy ST5 <b>OLD</b>       | X        | -          | X              | X        | X          | X              |
| MT 1335 <b>OLD</b>                  | X        | X          | X              | X        | X          | X              |

| TABLE SYMBOL  |                            |   |                         |   |   |
|---|----------------------------|---|-------------------------|---|---|
|  | No predisposition required |  | Hydraulic line          |  | Return piping to hydraulic oil tank           |
|  | Electric predisposition    |  | Platform predisposition |  | Tyre handler, cylinder handler predisposition |

### Sweeper 2 in 1 - Dimensional drawing





**Head Office**

B.P. 249 - 430 rue de l'Aubinière

44150 Ancenis Cedex - France

Tel: +33 (0)2 40 09 10 11 - Fax: +33 (0)2 40 09 10 97

[www.manitou.com](http://www.manitou.com)



This publication provides a description of the configuration versions and options for Manitou products, which may differ for equipment. The equipment presented in this brochure may be part of a series, as an option, or it may not be available, depending on the versions. Manitou reserves the right, at any time and without notice, to amend the specifications described and represented. The specifications provided do not bind the manufacturer. For more details, please contact your Manitou agent. This is not a contractually binding document. The presentation of the products is not contractually binding. List of specifications non-exhaustive. The logos as well as the visual identity of the company are owned by Manitou and cannot be used without authorisation. All rights reserved. The photos and diagrams contained in this brochure are only provided for consultation and information purposes.

MANITOU BF SA - Limited company with board of directors - Share capital: 39,668,399 euros - 857 802 508 RCS Nantes