

Technical sheet :

# SQUARE WRAPPED BALE CLAMP




## Customer benefits

- Tubular structure, no risk of damaging the film when moving wrapped bales.
- Wide clamp opening for big or multiple bale handling.
- Superior component protection.
- Multi-task: designed for wrapped square bales, can also handle standard square bales or round bales.







## Technical characteristics

- Strong frame & components for intensive applications.
- Telescopic kinematics, smooth movement & strong clamping capacity.
- General use of Teflon® pads - Limited maintenance.
- Standard pressure limiter.

[The 3D picture at the top of this page is the reference CLBSW 2000 / 1000 - 52000812].

Capacities		CLBSW 2000 / 1000
Capacity (kg)		1000
Weight		
Overall weight (kg)		463
Weight and dimensions		
Overall height (mm)	h17	679
Overall length (mm)	l1	1849
Width (mm)		1525
Arm length (mm)		1000
Working Parameters		
Machine Equipment		
Opening minimum (mm)		740
Maximum opening (mm)		2090

Machines compatibility		CLBSW 2000 / 1000
Reference number		52000812
MLT 625-75 H		X
MLT 630-115		X
MLT 630-115 V		X
MLT 630-115 V CP		X
MLT 635-130 PS+		X
MLT 635-140 V+		X
MLT 730-115 V		X
MLT 730-115 V CP		X
MLT 733-115 LSU		X
MLT 737-130 PS+		X
MLT 741-130 PS+		X
MLT 741-140 V+		X
MLT 841-145 PS+		X
MLT 850-145 V+		X
MLT 940-140 V+		X
MLT 961-160 V+ L		X
MLT 1041-145 PS+L		X
MLFX 625-75 H		X
MLFX 735 T LSU		X
MLFX 737-130 PS+		X
MLFX 741 T LSU		X
MLFX 841 - 145 PS+		X
MLFX 850-145 V+		X
MLFX 961-160 V+ L		X
MLFX 1041-145 PS+L		X
MLT 630-105 ST4 <b>OLD</b>		X
MLT 630-105 V CP ST4 <b>OLD</b>		X
MLT 630-105 V ST4 <b>OLD</b>		X
MLT 635-130 PS+ ST4 <b>OLD</b>		X
MLT 635-140 V+ ST4 <b>OLD</b>		X
MLT 730-115 V CP ST4 <b>OLD</b>		X
MLT 733-115 <b>OLD</b>		X
MLT 733-115 LSU ST4 <b>OLD</b>		X
MLT 733-115 ST4 <b>OLD</b>		X
MLT 737-130 PS+ ST4 <b>OLD</b>		X
MLT 741-140 V+ ST4 <b>OLD</b>		X
MLT 840-145 PS+ <b>OLD</b>		X
MLT 940-140 V+ ST4 <b>OLD</b>		X
MLT 961-145 V+ L <b>OLD</b>		X
MLT 1040-145 PS+ L <b>OLD</b>		X
MLFX 737-130 PS+ <b>OLD</b>		X
MLFX 741-140 V+ S1 <b>OLD</b>		X
MLFX 840-140 PS+ <b>OLD</b>		X
MLFX 961-145 V+ L <b>OLD</b>		X
MLFX 1040-140 PS+ L <b>OLD</b>		X

TABLE SYMBOL					
	No predisposition required		Hydraulic line		Return piping to hydraulic oil tank
	Electric predisposition		Platform predisposition		Tyre handler, cylinder handler predisposition



**Head Office**

B.P. 249 - 430 rue de l'Aubinière  
44150 Ancenis Cedex - France

Tel: +33 (0)2 40 09 10 11 - Fax: +33 (0)2 40 09 10 97

[www.manitou.com](http://www.manitou.com)



This publication provides a description of the configuration versions and options for Manitou products, which may differ for equipment. The equipment presented in this brochure may be part of a series, as an option, or it may not be available, depending on the versions. Manitou reserves the right, at any time and without notice, to amend the specifications described and represented. The specifications provided do not bind the manufacturer. For more details, please contact your Manitou agent. This is not a contractually binding document. The presentation of the products is not contractually binding. List of specifications non-exhaustive. The logos as well as the visual identity of the company are owned by Manitou and cannot be used without authorisation. All rights reserved. The photos and diagrams contained in this brochure are only provided for consultation and information purposes.

MANITOU BF SA - Limited company with board of directors - Share capital: 39,668,399 euros - 857 802 508 RCS Nantes