

ANGLEBROOM (COMPACT MACHINES)

SWEEPER & CLEANER



GEHL®










Customer benefits

- Based on a bucket: cutting edge can be used to scrap packed material.







Technical characteristics

- Sweeps and picks-up in one operation.
- Strong construction with well-protected components.
Polypropylene broom sections

MANITOU
GROUP ATTACHMENTS

| Weight | | SCA 1330 | SCA 1530 | SCA 1680 | SCA 1750 | SCA 1850 | SCA 1900 | SCA 2080 (a) | SCA 2080 (b) | SCA 2140 |
|-----------------------|-----|---|---|---|---|---|---|---|---|---|
| Overall weight (kg) | | 360 | 400 | 410 | 390 | 420 | 400 | 410 | 410 | - |
| Weight and dimensions | | | | | | | | | | |
| Overall height (mm) | h17 | 684 | 684 | 684 | 684 | 684 | 684 | 684 | 684 | - |
| Width (mm) | | 1448 | 1753 | 1908 | 1753 | 2078 | 1908 | 2078 | 2078 | 2140 |
| Depth (mm) | p5 | 1331 | 1331 | 1331 | 1331 | 1331 | 1331 | 1331 | 1331 | - |
| Working Parameters | | | | | | | | | | |
| Machine Equipment | |  |  |  |  |  |  |  |  |  |
| Horizontal angle (°) | | 30 | 30 | 30 | 30 | 30 | 30 | 30 | 30 | - |

| Machines compatibility | SCA 1330 | SCA 1530 | SCA 1680 | SCA 1750 | SCA 1850 | SCA 1900 | SCA 2080 (a) | SCA 2080 (b) | SCA 2140 |
|------------------------|-----------|-----------|-----------|-----------|-----------|-----------|--------------|--------------|-----------|
| All-Tach® Narrow | N004039 | N004040 | - | - | - | - | - | - | - |
| All-Tach® | - | N004041 | N004042 | N51502366 | N004043 | N51502367 | N51502370 | N51502496 | N51502055 |
| 4 point Carriage | N51502376 | N51502377 | N51502378 | - | N51502379 | - | - | - | - |
| Euro Carriage | N51502380 | N51502381 | N51502382 | - | N51502383 | - | - | - | - |
| 1050RT | - | - | - | X | - | X | - | - | - |
| 1350R NXT2 | - | - | - | X | - | X | - | - | - |
| 1350RT | - | - | - | X | - | X | - | - | - |
| 1650R | - | - | - | - | - | X | - | - | - |
| 1650RT | - | - | - | X | - | X | - | - | - |
| 1850RT | - | - | - | - | - | - | - | - | X |
| 1900R | - | - | - | - | - | - | - | X | - |
| 1950RT | - | - | - | X | - | X | - | - | - |
| 1950RT | - | - | - | X | - | X | - | - | - |
| 1950RT | - | - | - | X | - | X | - | - | - |
| 1950RT | - | - | - | X | - | X | - | - | - |
| 2150RT | - | - | - | - | - | - | - | - | X |
| 2200R | - | - | - | - | - | - | - | X | - |
| 2600R | - | - | - | - | - | - | - | X | - |
| 2700V NXT2 | - | - | - | - | - | - | X | - | - |
| AL230 | X | X | - | - | - | - | - | - | - |
| AL320 | X | X | - | - | - | - | - | - | - |
| AL330 | X | X | - | - | - | - | - | - | - |
| AL420 | X | X | X | - | - | - | - | - | - |
| AL430 | X | X | X | - | - | - | - | - | - |
| AL530 | - | X | X | - | - | - | - | - | - |
| AL550 | - | X | X | - | X | - | - | - | - |
| MLA 2-25 H | X | X | - | - | - | - | - | - | - |
| MLA 3-25 H | X | X | - | - | - | - | - | - | - |
| MLA 3-25 H-C | X | X | - | - | - | - | - | - | - |
| MLA 4-50 H | X | X | X | - | - | - | - | - | - |
| MLA 4-50 H-C | X | X | X | - | - | - | - | - | - |
| MLA 5-50 H | - | X | X | - | - | - | - | - | - |
| MLA 5-60 H-Z | - | X | X | - | X | - | - | - | - |
| R165 | - | - | - | - | - | X | - | - | - |
| R220 | - | - | - | - | - | - | - | X | - |
| R260 | - | - | - | - | - | - | - | X | - |
| RT105 | - | - | - | X | - | X | - | - | - |
| RT135 | - | - | - | X | - | X | - | - | - |
| RT165 | - | - | - | X | - | X | - | - | - |
| RT185 | - | - | - | - | - | - | - | - | X |
| RT195 - NEW | - | - | - | X | - | X | - | - | - |
| RT195 - NEW | - | - | - | X | - | X | - | - | - |
| RT195 - NEW | - | - | - | X | - | X | - | - | - |
| RT215 | - | - | - | - | - | - | - | - | X |
| AL140 OLD | X | X | - | - | - | - | - | - | - |
| AL340 OLD | X | X | - | - | - | - | - | - | - |
| AL440 OLD | - | X | X | - | - | - | - | - | - |
| MLA 1-25 H OLD | X | X | - | - | - | - | - | - | - |
| MLA 3-35 H OLD | X | X | - | - | - | - | - | - | - |
| MLA 4-50 H OLD | X | X | X | - | - | - | - | - | - |
| V270 OLD | - | - | - | - | - | - | X | - | - |

| TABLE SYMBOL | | | | | |
|---|----------------------------|---|-------------------------|---|---|
|  | No predisposition required |  | Hydraulic line |  | Return piping to hydraulic oil tank |
|  | Electric predisposition |  | Platform predisposition |  | Tyre handler, cylinder handler predisposition |



GEHL®

Siège Social
P.O. Box 179 - One Gehl Way - West Bend, WI, USA 53095
Tel: (262) 334-9461 - Fax: (262) 338-7517
www.gehl.com



This brochure describes versions and configuration options for Gehl products which may be fitted with different equipment. The equipment described in this brochure may be standard, optional or not available depending on version. Gehl reserves the right to change the specifications shown and described at any time and without prior warning. The manufacturer is not liable for the specifications given. For more information, contact your Gehl dealer. Non-contractual document. Product descriptions may differ from actual products. List of specifications is not comprehensive. The logos and visual identity of the company are the property of Gehl and may not be used without authorization. All rights reserved. The photos and diagrams contained in this brochure are provided for information only.

MANITOU EQUIPMENT AMERICAS, LLC - Limited company with board of directors - Share capital: 39,668,399 euros - 857 802 508 RCS West Bend