

ANGLEBROOM (COMPACT MACHINES)

SWEEPER & CLEANER



GEHL®

Customer benefits

- Based on a bucket: cutting edge can be used to scrap packed material.







Technical characteristics

- Sweeps and picks-up in one operation.
- Strong construction with well-protected components.
Polypropylene broom sections

MANITOU GROUP ATTACHMENTS

Weight		SCA 1330	SCA 1530	SCA 1680	SCA 1750	SCA 1850	SCA 1900	SCA 2080 (a)	SCA 2080 (b)	SCA 2140
Overall weight (kg)		360	400	410	390	420	400	410	410	-
Weight and dimensions										
Overall height (mm)	h17	684	684	684	684	684	684	684	684	-
Width (mm)		1448	1753	1908	1753	2078	1908	2078	2078	2140
Depth (mm)	p5	1331	1331	1331	1331	1331	1331	1331	1331	-
Working Parameters										
Machine Equipment										
Horizontal angle (°)		30	30	30	30	30	30	30	30	-

Совместимость с машинами	SCA 1330	SCA 1530	SCA 1680	SCA 1750	SCA 1850	SCA 1900	SCA 2080 (a)	SCA 2080 (b)	SCA 2140
All-Tach® Narrow	N004039	N004040	-	-	-	-	-	-	-
All-Tach®	-	N004041	N004042	N51502366	N004043	N51502367	N51502370	N51502496	N51502055
4 point Carriage	N51502376	N51502377	N51502378	-	N51502379	-	-	-	-
Euro Carriage	N51502380	N51502381	N51502382	-	N51502383	-	-	-	-
1050RT	-	-	-	X	-	X	-	-	-
1350R NXT2	-	-	-	X	-	X	-	-	-
1350RT	-	-	-	X	-	X	-	-	-
1650R	-	-	-	-	-	X	-	-	-
1650RT	-	-	-	X	-	X	-	-	-
1850RT	-	-	-	-	-	-	-	-	X
1900R	-	-	-	-	-	-	-	X	-
1950RT	-	-	-	X	-	X	-	-	-
1950RT	-	-	-	X	-	X	-	-	-
1950RT	-	-	-	X	-	X	-	-	-
1950RT	-	-	-	X	-	X	-	-	-
2150RT	-	-	-	-	-	-	-	-	X
2200R	-	-	-	-	-	-	-	X	-
2600R	-	-	-	-	-	-	-	X	-
2700V NXT2	-	-	-	-	-	-	X	-	-
AL230	X	X	-	-	-	-	-	-	-
AL320	X	X	-	-	-	-	-	-	-
AL330	X	X	-	-	-	-	-	-	-
AL420	X	X	X	-	-	-	-	-	-
AL430	X	X	X	-	-	-	-	-	-
AL530	-	X	X	-	-	-	-	-	-
AL550	-	X	X	-	X	-	-	-	-
MLA 2-25 H	X	X	-	-	-	-	-	-	-
MLA 3-25 H	X	X	-	-	-	-	-	-	-
MLA 3-25 H-C	X	X	-	-	-	-	-	-	-
MLA 4-50 H	X	X	X	-	-	-	-	-	-
MLA 4-50 H-C	X	X	X	-	-	-	-	-	-
MLA 5-50 H	-	X	X	-	-	-	-	-	-
MLA 5-60 H-Z	-	X	X	-	X	-	-	-	-
R165	-	-	-	-	-	X	-	-	-
R220	-	-	-	-	-	-	-	X	-
R260	-	-	-	-	-	-	-	X	-
RT105	-	-	-	X	-	X	-	-	-
RT135	-	-	-	X	-	X	-	-	-
RT165	-	-	-	X	-	X	-	-	-
RT185	-	-	-	-	-	-	-	-	X
RT195 - NEW	-	-	-	X	-	X	-	-	-
RT195 - NEW	-	-	-	X	-	X	-	-	-
RT195 - NEW	-	-	-	X	-	X	-	-	-
RT215	-	-	-	-	-	-	-	-	X
AL140 OLD	X	X	-	-	-	-	-	-	-
AL340 OLD	X	X	-	-	-	-	-	-	-
AL440 OLD	-	X	X	-	-	-	-	-	-
MLA 1-25 H OLD	X	X	-	-	-	-	-	-	-
MLA 3-35 H OLD	X	X	-	-	-	-	-	-	-
MLA 4-50 H OLD	X	X	X	-	-	-	-	-	-
V270 OLD	-	-	-	-	-	-	X	-	-

ТАБЛИЦА СИМВОЛОВ					
	Не требуется предрасположенность		Гидравлическая линия		Гидравлическое возвращение в бак
	Электрическая предрасположенность		Предрасположение платформы		Предрасположение манипулятора шин, манипулятора цилиндров



GEHL®

Siège Social
P.O. Box 179 - One Gehl Way - West Bend, WI, USA 53095
Tel: (262) 334-9461 - Fax: (262) 338-7517
www.gehl.com



This brochure describes versions and configuration options for Gehl products which may be fitted with different equipment. The equipment described in this brochure may be standard, optional or not available depending on version. Gehl reserves the right to change the specifications shown and described at any time and without prior warning. The manufacturer is not liable for the specifications given. For more information, contact your Gehl dealer. Non-contractual document. Product descriptions may differ from actual products. List of specifications is not comprehensive. The logos and visual identity of the company are the property of Gehl and may not be used without authorization. All rights reserved. The photos and diagrams contained in this brochure are provided for information only.

MANITOU EQUIPMENT AMERICAS, LLC - Limited company with board of directors - Share capital: 39,668,399 euros - 857 802 508 RCS West Bend