

Technical sheet :

# ASBESTOS PLATFORM



## Technical characteristics

- Up to 1000 kg / 2205 lb capacity, of which 500 kg / 1103 lb can be applied of the overhanging part.
- 90° rotation on both sides.
- Works open when operators in safe zone wearing connected harness and pressing the presence.
- Legally approved for 2 persons.
- Overload sensor.







[The 3D picture at the top of this page is the reference PSR 3300 / 1000 F - 52719267].

## Customer benefits

- Works with a remote control.
- Easy removal tiles of asbestos from the roof.
- Easy-in basket tiles storage with removable bars.
- Wide front opening to excellent roof access.
- Heavy duty galvanised structure for an improved longevity.
- Non-slip metal flooring.

| Technical characteristics          |     | PSR 3300 / 1000 F   |
|------------------------------------|-----|---|
| Capacity including people (kg)     |     | 1000  |
| Number of people                   |     | 2   |
| Distance to center of gravity (mm) |     | 1314  |
| Weight                             |     |   |
| Overall weight (kg)                |     | 1200  |
| Weight and dimensions              |     |   |
| Overall height (mm)                | h17 | 1380  |
| Width (mm)                         |     | 3508  |
| Depth (mm)                         | p5  | 1198  |
| Working Parameters                 |     |   |
| Required machine equipment         |     |  |
| Rotation 1 (°)                     |     | 90  |
| Rotation 2 (°)                     |     | 90  |

| Machines compatibility  |  | PSR 3300 / 1000 F |
|-------------------------|--|-------------------|
| Reference number E-RECO |  | 52719267          |
| MRT 2260                |  | X                 |
| MRT 2260 e              |  | X                 |
| MRT 2570                |  | X                 |
| MRT 2660                |  | X                 |
| MRT 2660 e              |  | X                 |
| MRT 3060                |  | X                 |
| MRT 3570                |  | X                 |
| MRT 3570 ES             |  | X                 |

| TABLE SYMBOL  |                            |   |                         |   |   |
|---|----------------------------|---|-------------------------|---|---|
|  | No predisposition required |  | Hydraulic line          |  | Return piping to hydraulic oil tank           |
|  | Electric predisposition    |  | Platform predisposition |  | Tyre handler, cylinder handler predisposition |



**Head Office**

B.P. 249 - 430 rue de l'Aubinière  
44150 Ancenis Cedex - France

Tel: +33 (0)2 40 09 10 11 - Fax: +33 (0)2 40 09 10 97

[www.manitou.com](http://www.manitou.com)



This publication provides a description of the configuration versions and options for Manitou products, which may differ for equipment. The equipment presented in this brochure may be part of a series, as an option, or it may not be available, depending on the versions. Manitou reserves the right, at any time and without notice, to amend the specifications described and represented. The specifications provided do not bind the manufacturer. For more details, please contact your Manitou agent. This is not a contractually binding document. The presentation of the products is not contractually binding. List of specifications non-exhaustive. The logos as well as the visual identity of the company are owned by Manitou and cannot be used without authorisation. All rights reserved. The photos and diagrams contained in this brochure are only provided for consultation and information purposes.

MANITOU BF SA - Limited company with board of directors - Share capital: 39,668,399 euros - 857 802 508 RCS Nantes