

Technical sheet :

# AUGER (COMPACT MACHINES)



## Customer benefits







- All bits sold separately.
- Auger bits Earth ground - AB Earth 150/1000 - ref 52773069
- Auger bits Mixed ground - AB Mixed 150/1000 - ref 52773070
- Auger bits Mixed ground - AB Mixed 250/1000 - ref 52753012
- Auger bits Rocky ground - AB Rocky 150/1000 - ref 52773084
- Must-have attachment for drilling holes and repairing guardrails, installing poles or planting trees.

## Technical characteristics

- Planetary auger.
- Gear motor protection with bolted carter.
- Hexagonal output shaft with locking pin.
- Possibility to choose drills depending on the type of grounds and diameters needed (earth ground, mixed ground or rock and asphalt).
- Possibility to add an extension 500 mm or 1000 mm.
- Hydraulics requirements min/max = 25-70 l/min.
- Max drill = 600 mm.

| Weight                | A 110 H   |
|-----------------------|---|
| Overall weight (kg)   | 110   |
| Weight and dimensions |   |
| Width (mm)            | 352   |
| Working Parameters    |   |
| Machine Equipment     |  |

| Machines compatibility | A 110 H  |
|------------------------|----------|
| All-Tach®              | 52728005 |
| 4 point Carriage       | 52741078 |
| Euro Carriage          | 52741077 |
| AL420                  | X        |
| AL430                  | X        |
| AL530                  | X        |
| GCT 3-14               | X        |
| GCT 3-14               | X        |
| GCT 3-14 +             | X        |
| GCT 3-14+              | X        |
| MLA 4-50 H             | X        |
| MLA 4-50 H-C           | X        |
| MLA 5-50 H             | X        |
| ULM 412 H              | X        |
| ULM 412 H              | X        |
| ULM 415 H              | X        |
| ULM 415 H              | X        |
| MLA 4-50 H <b>OLD</b>  | X        |

| TABLE SYMBOL  |                            |   |                         |   |   |
|---|----------------------------|---|-------------------------|---|---|
|  | No predisposition required |  | Hydraulic line          |  | Return piping to hydraulic oil tank           |
|  | Electric predisposition    |  | Platform predisposition |  | Tyre handler, cylinder handler predisposition |



**Head Office**

B.P. 249 - 430 rue de l'Aubinière

44150 Ancenis Cedex - France

Tel: +33 (0)2 40 09 10 11 - Fax: +33 (0)2 40 09 10 97

[www.manitou.com](http://www.manitou.com)



This publication provides a description of the configuration versions and options for Manitou products, which may differ for equipment. The equipment presented in this brochure may be part of a series, as an option, or it may not be available, depending on the versions. Manitou reserves the right, at any time and without notice, to amend the specifications described and represented. The specifications provided do not bind the manufacturer. For more details, please contact your Manitou agent. This is not a contractually binding document. The presentation of the products is not contractually binding. List of specifications non-exhaustive. The logos as well as the visual identity of the company are owned by Manitou and cannot be used without authorisation. All rights reserved. The photos and diagrams contained in this brochure are only provided for consultation and information purposes.

MANITOU BF SA - Limited company with board of directors - Share capital: 39,668,399 euros - 857 802 508 RCS Nantes