

Technical sheet :

# PLANETARY AUGER (COMPACT MACHINES)

---





## Customer benefits







- Must-have attachment for drilling holes and repairing guardrails, installing poles or planting trees.

## Technical characteristics

- Bidirectional hydraulic motor.
- Fully enclosed structure for complete protection and excellent compactness.
- Hexagonal output shaft. Size varies by model: 50mm or 70mm.
- Round and compact design for easy hole entry.
- Possibility to choose drills depending on the type of grounds and diameters needed (earth, mixed soil or rock and asphalt).
- Extension options available. Size varies by model: 500mm and/or 1000mm.
- All bits and extensions are sold separately.

| Weight                                 |    | APD 800/HX QA (a)   | APD 800/HX QA (b)   |
|--|----|---|---|
| Overall weight (lb)                    |    | 428   | 368   |
| Dimensions                             |    |   |   |
| Shaft diameter (in)                    |    | 2"  | 3"  |
| Weight and dimensions                  |    |   |   |
| Overall length (in)                    | I1 | 3' 4"   | 3' 7"   |
| Working Parameters                     |    |   |   |
| Required machine equipment             |    |  |  |
| Head type                              |    | Hex   | Hex   |
| Theoretic torque (Nm)                  |    | 450   | 710   |
| Minimum hydraulic requirements (l/min) |    | 60  | 80  |
| Maximum hydraulic requirements (l/min) |    | 100   | 120   |
| Rotation speed (rpm)                   |    | 60  | 50  |
| Maximum bit diameter (in)              |    | 2' 7"   | 2' 7"   |
| Other Data for Attachments             |    |   |   |
| E-RECO                                 |    | No  | No  |
| Connection system                      |    | Universal Quick-attach  | Universal Quick-attach  |

| Machines compatibility | APD 800/HX QA (a) | APD 800/HX QA (b) |
|------------------------|-------------------|-------------------|
| All-Tach®              | 52861474          | 52861477          |
| 2100V                  | X                 | -                 |
| 2100VT                 | X                 | -                 |
| 2300V                  | X                 | -                 |
| 2300VT                 | X                 | -                 |
| 2750V                  | -                 | X                 |
| 2750VT                 | -                 | X                 |
| V210                   | X                 | -                 |
| V230                   | X                 | -                 |
| V275                   | -                 | X                 |
| VT210                  | X                 | -                 |
| VT230                  | X                 | -                 |
| VT275                  | -                 | X                 |

| TABLE SYMBOL  |                            |   |                         |   |   |
|---|----------------------------|---|-------------------------|---|---|
|  | No predisposition required |  | Hydraulic line          |  | Return piping to hydraulic oil tank           |
|  | Electric predisposition    |  | Platform predisposition |  | Tyre handler, cylinder handler predisposition |



**Head Office**

B.P. 249 - 430 rue de l'Aubinière

44150 Ancenis Cedex - France

Tel: +33 (0)2 40 09 10 11 - Fax: +33 (0)2 40 09 10 97

[www.manitou.com](http://www.manitou.com)



This publication provides a description of the configuration versions and options for Manitou products, which may differ for equipment. The equipment presented in this brochure may be part of a series, as an option, or it may not be available, depending on the versions. Manitou reserves the right, at any time and without notice, to amend the specifications described and represented. The specifications provided do not bind the manufacturer. For more details, please contact your Manitou agent. This is not a contractually binding document. The presentation of the products is not contractually binding. List of specifications non-exhaustive. The logos as well as the visual identity of the company are owned by Manitou and cannot be used without authorisation. All rights reserved. The photos and diagrams contained in this brochure are only provided for consultation and information purposes.

MANITOU BF SA - Limited company with board of directors - Share capital: 39,668,399 euros - 857 802 508 RCS Nantes