

Technical sheet :

# BALE CLAMP HIGH INTENSIVE




## Customer benefits

- Easy to use and efficient attachment.
- Handles up to 2 round bales or 3 rectangular bales at the same time.
- Rounded teeth in wrought iron that offer an accurate and clean penetration on materials.







## Technical characteristics

- 2x6 teeth.
- Synchronized closure.
- Excellent lifting capacity of 2000 kg at 800 mm or 2500 with optional lower tines.
- Handles 1 round bales Ø 1.8 m max. for the 2x4 and Ø 1.5 to 2 m for the 2x3.
- Handles 2 rectangular bales of maximum 0.8 m high per bale.

[The 3D picture at the top of this page is the reference CLBR 2x6 - 757666].

Capacities		CLBR 2x6
Capacity (kg)		2000
Weight		
Overall weight (kg)		434
Weight and dimensions		
Overall height (mm)	h17	2256
Overall length (mm)	l1	1276
Forks length (mm)	l	335
Width (mm)		1002
Arm length (mm)		700
Working Parameters		
Machine Equipment		
Teeth / Fingers		2 / 6
Opening minimum (mm)		186
Opening maximum (mm)		1960

Machines compatibility	CLBR 2x6
Reference number	757666
MLT 635-130 PS+	X
MLT 635-140 V+	X
MLT 733-115 LSU	X
MLT 737-130 PS+	X
MLT 741-130 PS+	X
MLT 741-140 V+	X
MLT 841-145 PS+	X
MLT 850-145 V+	X
MLT 940-140 V+	X
MLT 1041-145 PS+L	X
MLTX 737-130 PS+	X
MLTX 741 T LSU	X
MLTX 841 - 145 PS+	X
MLTX 850-145 V+	X
MLTX 1041-145 PS+L	X
MLT 635-130 PS+ ST4 <span>OLD</span>	X
MLT 635-140 V+ ST4 <span>OLD</span>	X
MLT 733-115 <span>OLD</span>	X
MLT 733-115 LSU ST4 <span>OLD</span>	X
MLT 733-115 ST4 <span>OLD</span>	X
MLT 737-130 PS+ ST4 <span>OLD</span>	X
MLT 741-140 V+ ST4 <span>OLD</span>	X
MLT 840-145 PS+ <span>OLD</span>	X
MLT 940-140 V+ ST4 <span>OLD</span>	X
MLT 1040-145 PS+ L <span>OLD</span>	X
MLTX 737-130 PS+ <span>OLD</span>	X
MLTX 741-140 V+ S1 <span>OLD</span>	X
MLTX 840-140 PS+ <span>OLD</span>	X
MLTX 1040-140 PS+ L <span>OLD</span>	X

TABLE SYMBOL					
	No predisposition required		Hydraulic line		Return piping to hydraulic oil tank
	Electric predisposition		Platform predisposition		Tyre handler, cylinder handler predisposition



**Head Office**

B.P. 249 - 430 rue de l'Aubinière

44150 Ancenis Cedex - France

Tel: +33 (0)2 40 09 10 11 - Fax: +33 (0)2 40 09 10 97

[www.manitou.com](http://www.manitou.com)



This publication provides a description of the configuration versions and options for Manitou products, which may differ for equipment. The equipment presented in this brochure may be part of a series, as an option, or it may not be available, depending on the versions. Manitou reserves the right, at any time and without notice, to amend the specifications described and represented. The specifications provided do not bind the manufacturer. For more details, please contact your Manitou agent. This is not a contractually binding document. The presentation of the products is not contractually binding. List of specifications non-exhaustive. The logos as well as the visual identity of the company are owned by Manitou and cannot be used without authorisation. All rights reserved. The photos and diagrams contained in this brochure are only provided for consultation and information purposes.

MANITOU BF SA - Limited company with board of directors - Share capital: 39,668,399 euros - 857 802 508 RCS Nantes