

Technical sheet :

BALE FORKS (COMPACT MACHINES)



Customer benefits

- Easy and economical attachment for the handling of all bales.
- The best economical choice: good value for money & functionality.

Technical characteristics

- 2 heavy duty forged tines.
- LB: load backrest version.

[The 3D picture at the top of this page is the reference N51502684
- FB 950 / 700].

 **ATTACHMENTS**

Technical characteristics		FB 950 / 700	FB 950 / 700 LB	FB 1110
Distance to center of gravity (mm)		-	155	-
Capacities				
Capacity (kg)		700	700	560
Weight				
Overall weight (kg)		73	72	75
Weight and dimensions				
Overall height (mm)	h17	610	1061	560
Overall length (mm)	l1	850	1230	1186
Forks length (mm)	l	670	950	955
Width (mm)		1150	1127	1170
Depth (mm)	p5	820	1230	1110
Working Parameters				
Required machine equipment		×	×	×
Teeth		2	2	2

Machines compatibility	FB 950 / 700	FB 950 / 700 LB	FB 1110
All-Tach® Narrow	N51502699	N51502698	-
All-Tach®	N51502684	N51502687	N747028
4 point Carriage	N51502685	N51502688	-
Euro Carriage	N51502686	N51502689	-
1650R	-	-	X
1650RT	-	-	X
1950RT	-	-	X
1950RT	-	-	X
1950RT	-	-	X
1950RT	-	-	X
2100V	-	-	X
2300V	-	-	X
2750V	-	-	X
AL230	X	-	-
AL320	X	X	-
AL330	X	X	-
AL420	X	X	-
AL430	X	X	-
AL530	X	X	-
AL550	X	X	-
AL650	X	X	-
AL750	X	X	-
ALT750	X	X	-
GCT 3-14	-	X	-
GCT 3-14 +	-	X	-
MLA 2-25 H	X	-	-
MLA 3-25 H	X	X	-
MLA 3-25 H-C	X	X	-
MLA 4-50 H	X	X	-
MLA 4-50 H-C	X	X	-
MLA 5-50 H	X	X	-
MLA 5-60 H-Z	X	X	-
MLA 6-65 H-Z	X	X	-
MLA-T 516-75 H	X	X	-
R165	-	-	X
RT165	-	-	X
RT195 - NEW	-	-	X
RT195 - NEW	-	-	X
RT195 - NEW	-	-	X
ULM 412 H	-	X	-
ULM 412 H	-	X	-
ULM 415 H	-	X	-
ULM 415 H	-	X	-
V210	-	-	X
V230	-	-	X
V275	-	-	X
1900R OLD	-	-	X
2200R OLD	-	-	X
2600R OLD	-	-	X
2700V NXT2 OLD	-	-	X
ALT750 OLD	X	X	-
ALT750 OLD	X	X	-
MLA 1-25 H OLD	X	-	-
MLA 3-35 H OLD	X	X	-
MLA 4-50 H OLD	X	X	-
R220 OLD	-	-	X

TABLE SYMBOL





×	No predisposition required		Hydraulic line		Return piping to hydraulic oil tank
---	----------------------------	---	----------------	---	-------------------------------------

TABLE SYMBOL

	Electric predisposition		Platform predisposition		Tyre handler, cylinder handler predisposition
--	-------------------------	--	-------------------------	--	---



Head Office

B.P. 249 - 430 rue de l'Aubinière

44150 Ancenis Cedex - France

Tel: +33 (0)2 40 09 10 11 - Fax: +33 (0)2 40 09 10 97

www.manitou.com



This publication provides a description of the configuration versions and options for Manitou products, which may differ for equipment. The equipment presented in this brochure may be part of a series, as an option, or it may not be available, depending on the versions. Manitou reserves the right, at any time and without notice, to amend the specifications described and represented. The specifications provided do not bind the manufacturer. For more details, please contact your Manitou agent. This is not a contractually binding document. The presentation of the products is not contractually binding. List of specifications non-exhaustive. The logos as well as the visual identity of the company are owned by Manitou and cannot be used without authorisation. All rights reserved. The photos and diagrams contained in this brochure are only provided for consultation and information purposes.

MANITOU BF SA - Limited company with board of directors - Share capital: 39,668,399 euros - 857 802 508 RCS Nantes