

Technical sheet :

# **BALE FORKS (COMPACT MACHINES)**



## **Technical characteristics**

- 2 heavy duty forged tines.
- LB: load backrest version.

[The 3D picture at the top of this page is the reference N51502684 - FB 950 / 700].

## **Customer benefits**

- Easy and economical attachment for the handling of all bales.
- The best economical choice: good value for money & functionality.

| Technical characteristics          |     | FB 950 / 700 | FB 950 / 700 LB | FB 1110 |
|------------------------------------|-----|--------------|-----------------|---------|
| Distance to center of gravity (mm) |     | -            | 155             | -       |
| Capacities                         |     |              |                 |         |
| Capacity (kg)                      |     | 700          | 700             | 560     |
| Weight                             |     |              |                 |         |
| Overall weight (kg)                |     | 73           | 72              | 75      |
| Weight and dimensions              |     |              |                 |         |
| Overall height (mm)                | h17 | 610          | 1061            | 560     |
| Overall length (mm)                | l1  | 850          | 1230            | 1186    |
| Forks length (mm)                  | l   | 670          | 950             | 955     |
| Width (mm)                         |     | 1150         | 1127            | 1170    |
| Depth (mm)                         | p5  | 820          | 1230            | 1110    |
| Working Parameters                 |     |              |                 |         |
| Required machine equipment         |     | ✗            | ✗               | ✗       |
| Teeth                              |     | 2            | 2               | 2       |

| Machines compatibility | FB 950 / 700 | FB 950 / 700 LB | FB 1110 |
|------------------------|--------------|-----------------|---------|
| All-Tach® Narrow       | N51502699    | N51502698       | -       |
| All-Tach®              | N51502684    | N51502687       | N747028 |
| 4 point Camage         | N51502685    | N51502688       | -       |
| Euro Camage            | N51502686    | N51502689       | -       |
| 1650R                  | -            | -               | X       |
| 1650RT                 | -            | -               | X       |
| 1950RT                 | -            | -               | X       |
| 1950RT                 | -            | -               | X       |
| 1950RT                 | -            | -               | X       |
| 1950RT                 | -            | -               | X       |
| 1950RT                 | -            | -               | X       |
| 2100V                  | -            | -               | X       |
| 2300V                  | -            | -               | X       |
| 2750V                  | -            | -               | X       |
| AL230                  | X            | -               | -       |
| AL320                  | X            | X               | -       |
| AL330                  | X            | X               | -       |
| AL420                  | X            | X               | -       |
| AL430                  | X            | X               | -       |
| AL530                  | X            | X               | -       |
| AL550                  | X            | X               | -       |
| AL650                  | X            | X               | -       |
| GCT 3-14               | -            | X               | -       |
| GCT 3-14 +             | -            | X               | -       |
| MLA 2-25 H             | X            | -               | -       |
| MLA 3-25 H             | X            | X               | -       |
| MLA 3-25 H-C           | X            | X               | -       |
| MLA 4-50 H             | X            | X               | -       |
| MLA 4-50 H-C           | X            | X               | -       |
| MLA 5-50 H             | X            | X               | -       |
| MLA 5-60 H-Z           | X            | X               | -       |
| MLA 6-65 H-Z           | X            | X               | -       |
| MLA-T 516-75 H         | X            | X               | -       |
| MLA-T 516-75 H         | X            | X               | -       |
| R165                   | -            | -               | X       |
| RT165                  | -            | -               | X       |
| RT195 - NEW            | -            | -               | X       |
| RT195 - NEW            | -            | -               | X       |
| RT195 - NEW            | -            | -               | X       |
| ULM 412 H              | -            | X               | -       |
| ULM 412 H              | -            | X               | -       |
| ULM 415 H              | -            | X               | -       |
| ULM 415 H              | -            | X               | -       |
| V210                   | -            | -               | X       |
| V230                   | -            | -               | X       |
| V275                   | -            | -               | X       |
| 1900R <b>OLD</b>       | -            | -               | X       |
| 2200R <b>OLD</b>       | -            | -               | X       |
| 2600R <b>OLD</b>       | -            | -               | X       |
| 2700V NXT2 <b>OLD</b>  | -            | -               | X       |
| AL750 <b>OLD</b>       | X            | X               | -       |
| ALT750 <b>OLD</b>      | X            | X               | -       |
| ALT750 <b>OLD</b>      | X            | X               | -       |
| MLA 1-25 H <b>OLD</b>  | X            | -               | -       |
| MLA 3-35 H <b>OLD</b>  | X            | X               | -       |
| MLA 4-50 H <b>OLD</b>  | X            | X               | -       |
| R220 <b>OLD</b>        | -            | -               | X       |






| TABLE SYMBOL |                            |   |                |   |                                     |
|--------------|----------------------------|---|----------------|---|-------------------------------------|
| ✗            | No predisposition required |  | Hydraulic line |  | Return piping to hydraulic oil tank |

TABLE SYMBOL

|  |                         |  |                         |  |   |
|--|-------------------------|--|-------------------------|--|---|
|  | Electric predisposition |  | Platform predisposition |  | Tyre handler, cylinder handler predisposition |
|--|-------------------------|--|-------------------------|--|---|



**Head Office**

B.P. 249 - 430 rue de l'Aubinière  
44150 Ancenis Cedex - France

Tel: +33 (0)2 40 09 10 11 - Fax: +33 (0)2 40 09 10 97

[www.manitou.com](http://www.manitou.com)



This publication provides a description of the configuration versions and options for Manitou products, which may differ for equipment. The equipment presented in this brochure may be part of a series, as an option, or it may not be available, depending on the versions. Manitou reserves the right, at any time and without notice, to amend the specifications described and represented. The specifications provided do not bind the manufacturer. For more details, please contact your Manitou agent. This is not a contractually binding document. The presentation of the products is not contractually binding. List of specifications non-exhaustive. The logos as well as the visual identity of the company are owned by Manitou and cannot be used without authorisation. All rights reserved. The photos and diagrams contained in this brochure are only provided for consultation and information purposes.

MANITOU BF SA - Limited company with board of directors - Share capital: 39,668,399 euros - 857 802 508 RCS Nantes