



GEHL®

Customer benefits

- Easy and economical attachment for the handling of all bales.
- The best economical choice: good value for money & functionality.

Technical characteristics

- 2 heavy duty forged tines.
- LB: load backrest version.

[The 3D picture at the top of this page is the reference N51502684 - FB 950 / 700].




 **ATTACHMENTS**

| Technical characteristics | | FB 950 / 700 | FB 950 / 700 LB | FB 1110 |
|------------------------------------|-----|--------------|-----------------|---------|
| Distance to center of gravity (mm) | | - | 155 | - |
| Capacities | | | | |
| Capacity (kg) | | 700 | 700 | 560 |
| Weight | | | | |
| Overall weight (kg) | | 73 | 72 | 75 |
| Weight and dimensions | | | | |
| Overall height (mm) | h17 | 610 | 1061 | 560 |
| Overall length (mm) | l1 | 850 | 1230 | 1186 |
| Forks length (mm) | l | 670 | 950 | 955 |
| Width (mm) | | 1150 | 1127 | 1170 |
| Depth (mm) | p5 | 820 | 1230 | 1110 |
| Working Parameters | | | | |
| Machine Equipment | | ✗ | ✗ | ✗ |
| Teeth | | 2 | 2 | 2 |

| Compatibilité machine | FB 950 / 700 | FB 950 / 700 LB | FB 1110 |
|-----------------------|--------------|-----------------|---------|
| All-Tach® Narrow | N5 1502699 | N5 1502698 | - |
| All-Tach® | N5 1502684 | N5 1502687 | N747028 |
| 4 point Carriage | N5 1502685 | N5 1502688 | - |
| Euro Carriage | N5 1502686 | N5 1502689 | - |
| 1650R | - | - | X |
| 1650RT | - | - | X |
| 1900R | - | - | X |
| 1950RT | - | - | X |
| 1950RT | - | - | X |
| 1950RT | - | - | X |
| 1950RT | - | - | X |
| 2100V | - | - | X |
| 2200R | - | - | X |
| 2300V | - | - | X |
| 2600R | - | - | X |
| 2700V NXT2 | - | - | X |
| 2750V | - | - | X |
| AL230 | X | - | - |
| AL320 | X | X | - |
| AL330 | X | X | - |
| AL420 | X | X | - |
| AL430 | X | X | - |
| AL530 | X | X | - |
| AL550 | X | X | - |
| AL650 | X | X | - |
| AL750 | X | X | - |
| ALT750 | X | X | - |
| GCT 3-14 | - | X | - |
| GCT 3-14 + | - | X | - |
| MLA 2-25 H | X | - | - |
| MLA 3-25 H | X | X | - |
| MLA 3-25 H-C | X | X | - |
| MLA 4-50 H | X | X | - |
| MLA 4-50 H-C | X | X | - |
| MLA 5-50 H | X | X | - |
| MLA 5-60 H-Z | X | X | - |
| MLA 6-65 H-Z | X | X | - |
| MLA-T 516-75 H | X | X | - |
| R165 | - | - | X |
| R220 | - | - | X |
| RT165 | - | - | X |
| RT195 - NEW | - | - | X |
| RT195 - NEW | - | - | X |
| RT195 - NEW | - | - | X |
| ULM 412 H | - | X | - |
| ULM 412 H | - | X | - |
| ULM 415 H | - | X | - |
| ULM 415 H | - | X | - |
| V210 - NEW | - | - | X |
| V230 - NEW | - | - | X |
| V275 - NEW | - | - | X |
| ALT750 OLD | X | X | - |
| ALT750 OLD | X | X | - |
| MLA 1-25 H OLD | X | - | - |
| MLA 3-35 H OLD | X | X | - |
| MLA 4-50 H OLD | X | X | - |

| TABLEAU DES SYMBOLES | | | | | |
|----------------------|-------------------------------|--|-------------------------------------|--|---------------------------------|
| | Aucune prédisposition requise | | Ligne hydraulique en tête de flèche | | Retour hydraulique au réservoir |

TABLEAU DES SYMBOLES

| | | | | | |
|--|---------------------------|--|------------------------|--|---|
|  | Prédisposition électrique |  | Prédisposition nacelle |  | Prédisposition pinces à pneus, pinces à vèrins |
|--|---------------------------|--|------------------------|--|---|



GEHL®

Siège Social
P.O. Box 179 - One Gehl Way - West Bend, WI, USA 53095
Tel: (262) 334-9461 - Fax: (262) 338-7517
www.gehl.com



This brochure describes versions and configuration options for Gehl products which may be fitted with different equipment. The equipment described in this brochure may be standard, optional or not available depending on version. Gehl reserves the right to change the specifications shown and described at any time and without prior warning. The manufacturer is not liable for the specifications given. For more information, contact your Gehl dealer. Non-contractual document. Product descriptions may differ from actual products. List of specifications is not comprehensive. The logos and visual identity of the company are the property of Gehl and may not be used without authorization. All rights reserved. The photos and diagrams contained in this brochure are provided for information only.

MANITOU EQUIPMENT AMERICAS, LLC - Limited company with board of directors - Share capital: 39,668,399 euros - 857 802 508 RCS West Bend