



GEHL®

Customer benefits

- Easy and economical attachment for the handling of all bales.
- The best economical choice: good value for money & functionality.

Technical characteristics

- 2 heavy duty forged tines.
- LB: load backrest version.

[The 3D picture at the top of this page is the reference N51502684 - FB 950 / 700].

 **ATTACHMENTS**

Technical characteristics		FB 950 / 700	FB 950 / 700 LB	FB 1110
Distance to center of gravity (mm)		-	155	-
Capacities				
Capacity (kg)		700	700	560
Weight				
Overall weight (kg)		73	72	75
Weight and dimensions				
Overall height (mm)	h17	610	1061	560
Overall length (mm)	l1	850	1230	1186
Forks length (mm)	l	670	950	955
Width (mm)		1150	1127	1170
Depth (mm)	p5	820	1230	1110
Working Parameters				
Machine Equipment		×	×	×
Teeth		2	2	2

Совместимость с машинами	FB 950 / 700	FB 950 / 700 LB	FB 1110
All-Tach® Narrow	N5 1502699	N5 1502698	-
All-Tach®	N5 1502684	N5 1502687	N747028
4 point Carriage	N5 1502685	N5 1502688	-
Euro Carriage	N5 1502686	N5 1502689	-
1650R	-	-	X
1650RT	-	-	X
1900R	-	-	X
1950RT	-	-	X
1950RT	-	-	X
1950RT	-	-	X
1950RT	-	-	X
2100V	-	-	X
2200R	-	-	X
2300V	-	-	X
2600R	-	-	X
2700V NXT2	-	-	X
2750V	-	-	X
AL230	X	-	-
AL320	X	X	-
AL330	X	X	-
AL420	X	X	-
AL430	X	X	-
AL530	X	X	-
AL550	X	X	-
AL650	X	X	-
AL750	X	X	-
ALT750	X	X	-
GCT 3-14	-	X	-
GCT 3-14 +	-	X	-
MLA 2-25 H	X	-	-
MLA 3-25 H	X	X	-
MLA 3-25 H-C	X	X	-
MLA 4-50 H	X	X	-
MLA 4-50 H-C	X	X	-
MLA 5-50 H	X	X	-
MLA 5-60 H-Z	X	X	-
MLA 6-65 H-Z	X	X	-
MLA-T 516-75 H	X	X	-
R165	-	-	X
R220	-	-	X
RT165	-	-	X
RT195 - NEW	-	-	X
RT195 - NEW	-	-	X
RT195 - NEW	-	-	X
ULM 412 H	-	X	-
ULM 412 H	-	X	-
ULM 415 H	-	X	-
ULM 415 H	-	X	-
V210 - NEW	-	-	X
V230 - NEW	-	-	X
V275 - NEW	-	-	X
ALT750 OLD	X	X	-
ALT750 OLD	X	X	-
MLA 1-25 H OLD	X	-	-
MLA 3-35 H OLD	X	X	-
MLA 4-50 H OLD	X	X	-

ТАБЛИЦА СИМВОЛОВ







×	Не требуется предрасположенность		Гидравлическая линия		Гидравлическое возвращение в бак
---	-------------------------------------	---	----------------------	---	----------------------------------

ТАБЛИЦА СИМВОЛОВ

	Электрическая предрасположенность		Предрасположение платформы		Предрасположение манипулятора шин, манипулятора цилиндров
--	--------------------------------------	--	----------------------------	--	---



GEHL®

Siège Social

P.O. Box 179 - One Gehl Way - West Bend, WI, USA 53095

Tel: (262) 334-9461 - Fax: (262) 338-7517

www.gehl.com



This brochure describes versions and configuration options for Gehl products which may be fitted with different equipment. The equipment described in this brochure may be standard, optional or not available depending on version. Gehl reserves the right to change the specifications shown and described at any time and without prior warning. The manufacturer is not liable for the specifications given. For more information, contact your Gehl dealer. Non-contractual document. Product descriptions may differ from actual products. List of specifications is not comprehensive. The logos and visual identity of the company are the property of Gehl and may not be used without authorization. All rights reserved. The photos and diagrams contained in this brochure are provided for information only.

MANITOU EQUIPMENT AMERICAS, LLC - Limited company with board of directors - Share capital: 39,668,399 euros - 857 802 508 RCS West Bend