

Technical sheet :

# **BIG BAG FILLING BUCKET**

---






## **Technical characteristics**

- adjustable and hydraulic door opening from the cab.
- Bolt-on cutting edge standard.







## **Customer benefits**

- For loading bulk material like sand, gravel, grains, fertilizer, seeds...
- Enables bulk material to be loaded, big bags to be filled and then moved.
- Saves time and productivity for the operator.
- Ensures less material loss during big bag filling.
- Easy to use: specifically designed for big bag filling, handling and unhooking.

| Capacities                          |     | BBF 1200 / 600  | BBF 1400 / 1100   | BBF 1650 / 1750   |
|-------------------------------------|-----|---|---|---|
| Heaped capacity (l)                 |     | 600   | 1120  | 1750  |
| Weight                              |     |   |   |   |
| Overall weight (kg)                 |     | 455   | 610   | 750   |
| Weight and dimensions               |     |   |   |   |
| Overall height (mm)                 | h17 | 685   | 923   | 1158  |
| Overall length (mm)                 | l1  | 1549  | 1723  | 1896  |
| Width (mm)                          |     | 1200  | 1400  | 1650  |
| Working Parameters                  |     |   |   |   |
| Required machine equipment          |     |  |  |  |
| Maximum density of material (kg/m3) |     | 2000  | 2000  | 1000  |
| Opening type                        |     | Hydraulic   | Hydraulic   | Hydraulic   |
| Other Data for Attachments          |     |   |   |   |
| E-RECO                              |     | No  | No  | No  |
| Connection system                   |     | Manitou   | Manitou   | Manitou   |

| Machines compatibility |  | BBF 1200 / 600 | BBF 1400 / 1100 | BBF 1650 / 1750 |
|------------------------|--|----------------|-----------------|-----------------|
| Reference number       |  | 52676645       | 52614700        | 52634800        |
| MLA-T 533-145 V+ - ST5 |  | X              | X               | -               |
| MLT 420-60 H           |  | X              | -               | -               |
| MLT 625-75 H           |  | X              | X               | -               |
| MLT 625 e              |  | X              | X               | -               |
| MLT 630-115 (S1)       |  | X              | X               | -               |
| MLT 630-115 (S2)       |  | X              | X               | -               |
| MLT 630-115 V (S1)     |  | X              | X               | -               |
| MLT 630-115 V (S2)     |  | X              | X               | -               |
| MLT 630-115 V CP (S1)  |  | X              | X               | -               |
| MLT 630-115 V CP (S2)  |  | X              | X               | -               |
| MLT 635-130 PS+ (S1)   |  | X              | X               | X               |
| MLT 635-130 PS+ (S2)   |  | X              | X               | X               |
| MLT 635-140 V+ (S1)    |  | X              | X               | X               |
| MLT 635-140 V+ (S2)    |  | X              | X               | X               |
| MLT 730-115 V (S1)     |  | X              | X               | -               |
| MLT 730-115 V (S2)     |  | X              | X               | -               |
| MLT 730-115 V CP (S1)  |  | X              | X               | -               |
| MLT 730-115 V CP (S2)  |  | X              | X               | -               |
| MLT 733-115            |  | X              | X               | -               |
| MLT 733-115 (S2)       |  | X              | X               | -               |
| MLT 733-115 LSU (S1)   |  | X              | X               | -               |
| MLT 737-130 PS+ (S1)   |  | X              | X               | X               |
| MLT 738-130 PS+ (S1)   |  | X              | X               | X               |
| MLT 741-130 PS+ (S1)   |  | X              | X               | X               |
| MLT 741-140 V+ (S1)    |  | X              | X               | X               |
| MLT 742-130 PS+ (S1)   |  | X              | X               | X               |
| MLT 742-140 V+ (S1)    |  | X              | X               | X               |
| MLT 841-145 PS+        |  | X              | X               | X               |
| MLT 850-145 V+         |  | X              | X               | X               |
| MLT 940-140 V+ (S1)    |  | X              | X               | X               |
| MLT 940-140 V+ (S2)    |  | X              | X               | X               |
| MLT 961-160 V+ L       |  | X              | X               | X               |
| MLT 1041-145 PS+L      |  | X              | X               | X               |
| MLFX 625-75 H          |  | X              | X               | -               |
| MLFX 732               |  | X              | X               | -               |
| MLFX 735 T LSU         |  | X              | X               | X               |
| MLFX 735 T LSU (70 KW) |  | X              | X               | X               |
| MLFX 738-130 PS+ (S1)  |  | X              | X               | X               |
| MLFX 741 T LSU         |  | X              | X               | X               |
| MLFX 841 - 145 PS+     |  | X              | X               | X               |
| MLFX 850-145 V+        |  | X              | X               | X               |
| MLFX 961-160 V+ L      |  | X              | X               | X               |
| MLFX 1035 LT LSU       |  | X              | X               | X               |
| MLFX 1041-145 PS+L     |  | X              | X               | X               |
| MT 420 H               |  | X              | -               | -               |
| MT 420 H SKID          |  | X              | -               | -               |
| MT 625 e               |  | X              | X               | -               |
| MT 625 H               |  | X              | X               | -               |
| MT 625 H Comfort       |  | X              | X               | -               |
| MT 730 H               |  | X              | X               | -               |
| MT 735 75D ST5         |  | X              | X               | -               |
| MT 930 H               |  | X              | X               | -               |
| MT 935 75D ST5         |  | X              | X               | -               |
| MT 1135 75 D           |  | X              | X               | -               |
| MT 1135                |  | X              | X               | -               |
| MT 1135 H 100D         |  | X              | X               | -               |
| MT 1335 75D ST5        |  | X              | X               | -               |
| MT 1335 100D ST5       |  | X              | X               | -               |
| MT 1335 H 75D ST5      |  | X              | X               | -               |
| MT 1335 H 100D ST5     |  | X              | X               | -               |
| MT 1335 HA 75D ST5     |  | X              | X               | -               |
| MT 1335 HA 100D ST5    |  | X              | X               | -               |

| Machines compatibility           | BBF 1200 / 600 | BBF 1400 / 1100 | BBF 1650 / 1750 |
|----------------------------------|----------------|-----------------|-----------------|
| MTX 420 H                        | X              | -               | -               |
| MTX 625 H                        | X              | X               | -               |
| MTX 625 H Comfort                | X              | X               | -               |
| MTX 625 HA Comfort               | X              | X               | -               |
| MTX 735                          | X              | X               | -               |
| MTX 1135                         | X              | X               | -               |
| MLT 630-105 ST4 <b>OLD</b>       | X              | X               | -               |
| MLT 630-105 V CP ST4 <b>OLD</b>  | X              | X               | -               |
| MLT 630-105 V ST4 <b>OLD</b>     | X              | X               | -               |
| MLT 635-130 PS+ ST4 <b>OLD</b>   | X              | X               | X               |
| MLT 635-140 V+ ST4 <b>OLD</b>    | X              | X               | X               |
| MLT 730-115 V CP ST4 <b>OLD</b>  | X              | X               | -               |
| MLT 730-115 V ST4 <b>OLD</b>     | X              | X               | -               |
| MLT 733-115 LSU ST4 <b>OLD</b>   | X              | X               | -               |
| MLT 733-115 ST4 <b>OLD</b>       | X              | X               | -               |
| MLT 737-130 PS+ ST4 <b>OLD</b>   | X              | X               | X               |
| MLT 741-140 V+ ST4 <b>OLD</b>    | X              | X               | X               |
| MLT 940-140 V+ ST4 <b>OLD</b>    | X              | X               | X               |
| MLT 961-145 V+ L <b>OLD</b>      | X              | X               | X               |
| MLTX 737-130 PS+ <b>OLD</b>      | X              | X               | X               |
| MLTX 737-130 PS+ (S2) <b>OLD</b> | X              | X               | X               |
| MLTX 741-140 V+ <b>OLD</b>       | X              | X               | X               |
| MLTX 741-140 V+ S1 <b>OLD</b>    | X              | X               | X               |
| MLTX 961-145 V+ L <b>OLD</b>     | X              | X               | X               |
| MT 625 HA <b>OLD</b>             | X              | X               | -               |
| MT 930 HA <b>OLD</b>             | X              | X               | -               |
| MT 1135 easy ST5 <b>OLD</b>      | X              | X               | -               |
| MT 1135 H easy ST5 <b>OLD</b>    | X              | X               | -               |
| MT 1135 HA Easy ST5 <b>OLD</b>   | X              | X               | -               |
| MT 1135 ST5 <b>OLD</b>           | X              | X               | -               |
| MT 1335 <b>OLD</b>               | X              | X               | -               |
| MT 1335 easy ST5 <b>OLD</b>      | X              | X               | -               |
| MT 1335 H easy ST5 <b>OLD</b>    | X              | X               | -               |
| MT 1335 HA easy ST5 <b>OLD</b>   | X              | X               | -               |
| MT 1335 ST5 <b>OLD</b>           | X              | X               | -               |

| TABLE SYMBOL  |                            |   |                         |   |   |
|---|----------------------------|---|-------------------------|---|---|
|  | No predisposition required |  | Hydraulic line          |  | Return piping to hydraulic oil tank           |
|  | Electric predisposition    |  | Platform predisposition |  | Tyre handler, cylinder handler predisposition |



**Head Office**

B.P. 249 - 430 rue de l'Aubinière  
44150 Ancenis Cedex - France

Tel: +33 (0)2 40 09 10 11 - Fax: +33 (0)2 40 09 10 97

[www.manitou.com](http://www.manitou.com)



This publication provides a description of the configuration versions and options for Manitou products, which may differ for equipment. The equipment presented in this brochure may be part of a series, as an option, or it may not be available, depending on the versions. Manitou reserves the right, at any time and without notice, to amend the specifications described and represented. The specifications provided do not bind the manufacturer. For more details, please contact your Manitou agent. This is not a contractually binding document. The presentation of the products is not contractually binding. List of specifications non-exhaustive. The logos as well as the visual identity of the company are owned by Manitou and cannot be used without authorisation. All rights reserved. The photos and diagrams contained in this brochure are only provided for consultation and information purposes.

MANITOU BF SA - Limited company with board of directors - Share capital: 39,668,399 euros - 857 802 508 RCS Nantes