

Technical sheet :

BUCKET 4 IN 1 (COMPACT MACHINES)













Technical characteristics

- Increased component protection.
- Wear blades and reinforcements in 400 HB steel for more resistance

Customer benefits

- Designed for all construction applications.
- Versatile use: handles bulk material, pushes, grabs etc.

| Capacities | | B4x1 920 / 170 | B4x1 1080 / 170 | B4x1 1080 / 210 | B4x1 1380 / 270 | B4x1 1380 / 300 | B4x1 1520 / 330 | B4x1 1525 / 360 | B4x1 1550 / 340 | B4x1 1650 / 610 | B4x1 1680 / 370 |
|------------------------------|-----|---|---|---|---|---|---|---|---|---|---|
| Heaped capacity (l) | | 170 | 170 | 210 | 270 | 300 | 330 | 360 | 340 | 610 | 370 |
| Weight | | | | | | | | | | | |
| Overall weight (kg) | | 170 | 180 | 180 | 212 | 250 | 253 | 280 | 260 | 470 | 328 |
| Weight and dimensions | | | | | | | | | | | |
| Overall height (mm) | h17 | 713 | 713 | 713 | 713 | 721 | 721 | 721 | 721 | 863 | 721 |
| Width (mm) | | 920 | 1080 | 1080 | 1380 | 1380 | 1520 | 1525 | 1550 | 1650 | 1680 |
| Depth (mm) | p5 | 671 | 770 | 671 | 770 | 730 | 730 | 730 | 730 | 833 | 730 |
| Working Parameters | | | | | | | | | | | |
| Required machine equipment | |  |  |  |  |  |  |  |  |  |  |

| Machines compatibility | B4x1 920 / 170 | B4x1 1080 / 170 | B4x1 1080 / 210 | B4x1 1380 / 270 | B4x1 1380 / 300 | B4x1 1520 / 330 | B4x1 1525 / 360 | B4x1 1550 / 340 | B4x1 1650 / 610 | B4x1 1680 / 370 |
|------------------------|----------------|-----------------|-----------------|-----------------|-----------------|-----------------|-----------------|-----------------|-----------------|-----------------|
| All-Tach® Narrow | N004044 | N51502388 | - | N004046 | - | - | - | - | - | - |
| All-Tach® | N726014 | - | N726016 | - | N736018 | N736019 | N004047 | N736067 | N51502529 | N747018 |
| 4 point Carriage | N51502389 | - | - | N51502391 | - | - | N51502395 | - | N51502589 | - |
| Euro Carriage | - | - | - | N51502134 | - | - | N51502169 | - | N51502548 | - |
| 850R | X | - | X | - | - | - | - | - | - | - |
| 1050R | - | - | - | - | X | - | - | - | - | - |
| 1050RT | - | - | - | - | X | - | - | - | - | - |
| 1350R NXT2 | - | - | - | - | X | X | - | X | - | - |
| 1350RT | - | - | - | - | X | X | - | X | - | - |
| 1650R | - | - | - | - | - | - | - | - | - | X |
| 1650RT | - | - | - | - | - | - | - | X | - | X |
| 1950RT | - | - | - | - | - | - | - | X | - | X |
| 1950RT | - | - | - | - | - | - | - | X | - | X |
| 1950RT | - | - | - | - | - | - | - | X | - | X |
| 2100V | - | - | - | - | - | - | - | - | - | X |
| AL230 | - | X | - | X | - | - | - | - | - | - |
| AL320 | - | X | - | X | - | - | - | - | - | - |
| AL330 | - | X | - | X | - | - | - | - | - | - |
| AL420 | - | X | - | X | - | - | - | - | - | - |
| AL430 | - | X | - | X | - | - | - | - | - | - |
| AL650 | - | - | - | - | - | - | - | - | X | - |
| MLA 2-25 H | - | X | - | X | - | - | - | - | - | - |
| MLA 3-25 H | - | X | - | X | - | - | - | - | - | - |
| MLA 3-25 H-C | - | X | - | X | - | - | - | - | - | - |
| MLA 4-50 H | - | X | - | X | - | - | - | - | - | - |
| MLA 4-50 H-C | - | X | - | X | - | - | - | - | - | - |
| MLA 6-65 H-Z | - | - | - | - | - | - | - | - | X | - |
| R105 | - | - | - | - | X | - | - | - | - | - |
| R165 | - | - | - | - | - | - | - | - | - | X |
| RT105 | - | - | - | - | X | - | - | - | - | - |
| RT135 | - | - | - | - | X | X | - | X | - | - |
| RT165 | - | - | - | - | - | - | - | X | - | X |
| RT195 - NEW | - | - | - | - | - | - | - | X | - | X |
| RT195 - NEW | - | - | - | - | - | - | - | X | - | X |
| RT195 - NEW | - | - | - | - | - | - | - | X | - | X |
| V210 | - | - | - | - | - | - | - | - | - | X |
| 1640E OLD | X | - | X | - | - | - | - | - | - | - |
| 1900R OLD | - | - | - | - | - | - | - | - | - | X |
| AL140 OLD | X | - | - | - | - | - | - | - | - | - |
| AL750 OLD | - | - | - | - | - | - | - | - | X | - |
| MLA 1-25 H OLD | X | X | - | - | - | - | - | - | - | - |
| MLA 3-35 H OLD | - | - | - | X | - | - | - | - | - | - |
| MLA 4-50 H OLD | - | X | - | X | - | - | X | - | - | - |

| Capacities | | B4x1 1680 / 430 | B4x1 1760 / 420 | B4x1 1760 / 450 | B4x1 1800 / 670 | B4x1 1830 / 450 (a) | B4x1 1830 / 450 (b) | B4x1 1850 / 480 | B4x1 1880 / 480 | B4x1 1950 / 720 | B4x1 2140 / 560 (a) |
|------------------------------|-----|-----------------|-----------------|-----------------|-----------------|---------------------|---------------------|-----------------|-----------------|-----------------|---------------------|
| Heaped capacity (l) | | 430 | 420 | 450 | 670 | 450 | 450 | 480 | 480 | 720 | 560 |
| Weight | | | | | | | | | | | |
| Overall weight (kg) | | 350 | 385 | 410 | 500 | 420 | 420 | 420 | 420 | 525 | 475 |
| Weight and dimensions | | | | | | | | | | | |
| Overall height (mm) | h17 | 767 | 767 | 767 | 863 | 767 | 767 | 767 | 767 | 863 | 767 |
| Width (mm) | | 1680 | 1760 | 1760 | 1800 | 1830 | 1830 | 1850 | 1880 | 1950 | 2140 |
| Depth (mm) | p5 | 786 | 800 | 786 | 833 | 880 | 800 | 786 | 786 | 833 | 786 |
| Working Parameters | | | | | | | | | | | |
| Required machine equipment | | | | | | | | | | | |

| Machines compatibility | B4x1 1680 / 430 | B4x1 1760 / 420 | B4x1 1760 / 450 | B4x1 1800 / 670 | B4x1 1830 / 450 (a) | B4x1 1830 / 450 (b) | B4x1 1850 / 480 | B4x1 1880 / 480 | B4x1 1950 / 720 | B4x1 2140 / 560 (a) |
|------------------------|-----------------|-----------------|-----------------|-----------------|---------------------|---------------------|-----------------|-----------------|-----------------|---------------------|
| All-Tach® Narrow | - | - | - | - | - | - | - | - | - | - |
| All-Tach® | N51502041 | N51502476 | N51502042 | N51502528 | N757024 | N51502478 | N51502043 | N51502082 | N51502527 | N700255 |
| 4 point Carriage | - | - | - | N51502591 | - | - | - | - | N51502593 | - |
| Euro Carriage | - | - | - | N51502550 | - | - | - | - | N51502552 | - |
| 2100V | - | - | - | - | - | - | - | X | - | - |
| 2100VT | X | - | X | - | - | - | X | - | - | - |
| 2300V | - | X | - | - | - | X | - | X | - | - |
| 2750V | - | X | - | - | X | X | - | X | - | - |
| 2750VT | - | - | - | - | - | - | X | - | - | - |
| 2750VT | - | - | - | - | - | - | X | - | - | - |
| 3300V NXT2 | - | - | - | - | X | - | - | X | - | X |
| AL650 | - | - | - | X | - | - | - | - | X | - |
| MLA 6-65 H-Z | - | - | - | X | - | - | - | - | X | - |
| V210 | - | - | - | - | - | - | - | X | - | - |
| V230 | - | X | - | - | - | X | - | X | - | - |
| V275 | - | X | - | - | X | X | - | X | - | - |
| V330 GEN:2 | - | - | - | - | X | - | - | X | - | X |
| V330 GEN:2 | - | - | - | - | X | - | - | X | - | X |
| VT210 | X | - | X | - | - | - | X | - | - | - |
| VT230 | - | - | - | - | - | - | X | - | - | - |
| VT230 | - | - | - | - | - | - | X | - | - | - |
| VT275 | - | - | - | - | - | - | X | - | - | - |
| VT275 | - | - | - | - | - | - | X | - | - | - |
| 1850RT OLD | X | - | X | - | - | - | X | - | - | - |
| 2150RT OLD | - | - | - | - | - | - | X | - | - | - |
| 2200R OLD | - | X | - | - | - | X | - | X | - | - |
| 2600R OLD | - | - | - | - | - | X | - | X | - | - |
| 2700V NXT2 OLD | - | - | - | - | X | - | - | X | - | - |
| 4200V OLD | - | - | - | - | - | - | - | X | - | X |
| AL750 OLD | - | - | - | X | - | - | - | - | X | - |
| R220 OLD | - | X | - | - | - | X | - | X | - | - |
| R260 OLD | - | - | - | - | - | X | - | X | - | - |
| RT185 OLD | X | - | X | - | - | - | X | - | - | - |
| RT215 OLD | - | - | - | - | - | - | X | - | - | - |
| V270 OLD | - | - | - | - | X | - | - | X | - | - |

| Capacities | | B4x1 2140 / 560 (b) | B4x1 2150 / 800 |
|----------------------------|-----|---|---|
| Heaped capacity (l) | | 560 | 820 |
| Weight | | | |
| Overall weight (kg) | | 475 | 565 |
| Weight and dimensions | | | |
| Overall height (mm) | h17 | 767 | 863 |
| Width (mm) | | 2140 | 2150 |
| Depth (mm) | p5 | 786 | 833 |
| Working Parameters | | | |
| Required machine equipment | |  |  |

| Machines compatibility | B4x1 2140 / 560 (b) | B4x1 2150 / 800 |
|------------------------|---------------------|-----------------|
| All-Tach® Narrow | - | - |
| All-Tach® | N51502044 | N51502526 |
| 4 point Carriage | - | N51502595 |
| Euro Carriage | - | N51502554 |
| 2750VT | X | - |
| AL650 | - | X |
| MLA 6-65 H-Z | - | X |
| VT275 | X | - |
| 2150RT OLD | X | - |
| AL750 OLD | - | X |
| RT215 OLD | X | - |

| TABLE SYMBOL | | | | | |
|---|----------------------------|---|-------------------------|---|---|
|  | No predisposition required |  | Hydraulic line |  | Return piping to hydraulic oil tank |
|  | Electric predisposition |  | Platform predisposition |  | Tyre handler, cylinder handler predisposition |



 **MANITOU**
HANDLING YOUR WORLD

Head Office

B.P. 249 - 430 rue de l'Aubinière
44150 Ancenis Cedex - France

Tel: +33 (0)2 40 09 10 11 - Fax: +33 (0)2 40 09 10 97

www.manitou.com



This publication provides a description of the configuration versions and options for Manitou products, which may differ for equipment. The equipment presented in this brochure may be part of a series, as an option, or it may not be available, depending on the versions. Manitou reserves the right, at any time and without notice, to amend the specifications described and represented. The specifications provided do not bind the manufacturer. For more details, please contact your Manitou agent. This is not a contractually binding document. The presentation of the products is not contractually binding. List of specifications non-exhaustive. The logos as well as the visual identity of the company are owned by Manitou and cannot be used without authorisation. All rights reserved. The photos and diagrams contained in this brochure are only provided for consultation and information purposes.

MANITOU BF SA - Limited company with board of directors - Share capital: 39,668,399 euros - 857 802 508 RCS Nantes