

BUCKET 4 IN 1 (COMPACT MACHINES)

BUCKETS



GEHL®

Customer benefits

- Designed for all construction applications.
- Versatile use: handles bulk material, pushes, grabs etc.











Technical characteristics

- Increased component protection.
- Wear blades and reinforcements in 400 HB steel for more resistance



MANITOU
GROUP ATTACHMENTS

Capacities		B4x1 920 / 170	B4x1 1080 / 170	B4x1 1080 / 210	B4x1 1380 / 270	B4x1 1380 / 300	B4x1 1520 / 330	B4x1 1525 / 360	B4x1 1550 / 340	B4x1 1650 / 610	B4x1 1680 / 370
Heaped capacity (l)		170	170	210	270	300	330	360	340	610	370
Weight											
Overall weight (kg)		170	180	180	212	250	253	280	260	470	328
Weight and dimensions											
Overall height (mm)	h17	713	713	713	713	721	721	721	721	863	721
Width (mm)		920	1080	1080	1380	1380	1520	1525	1550	1650	1680
Depth (mm)	p5	671	770	671	770	730	730	730	730	833	730
Working Parameters											
Machine Equipment											







Compatibilité machine	B4x1 920 / 170	B4x1 1080 / 170	B4x1 1080 / 210	B4x1 1380 / 270	B4x1 1380 / 300	B4x1 1520 / 330	B4x1 1525 / 360	B4x1 1550 / 340	B4x1 1650 / 610	B4x1 1680 / 370
All-Tach® Narrow	N004044	N5 15 02388	-	N004046	-	-	-	-	-	-
All-Tach®	N726014	-	N726016	-	N736018	N736019	N004047	N736067	N5 15 02529	N747018
4 point Carriage	N5 15 02389	-	-	N5 15 02391	-	-	N5 15 02395	-	N5 15 02589	-
Euro Carriage	-	-	-	N5 15 02134	-	-	N5 15 02169	-	N5 15 02548	-
1050R	-	-	-	-	X	-	-	-	-	-
1050RT	-	-	-	-	X	-	-	-	-	-
1350R NXT2	-	-	-	-	X	X	-	X	-	-
1350RT	-	-	-	-	X	X	-	X	-	-
1640 E	X	-	X	-	-	-	-	-	-	-
1650R	-	-	-	-	-	-	-	-	-	X
1650RT	-	-	-	-	-	-	-	X	-	X
1900R	-	-	-	-	-	-	-	-	-	X
1950RT	-	-	-	-	-	-	-	X	-	X
1950RT	-	-	-	-	-	-	-	X	-	X
1950RT	-	-	-	-	-	-	-	X	-	X
1950RT	-	-	-	-	-	-	-	X	-	X
2100V	-	-	-	-	-	-	-	-	-	X
AL230	-	X	-	X	-	-	-	-	-	-
AL320	-	X	-	X	-	-	-	-	-	-
AL330	-	X	-	X	-	-	-	-	-	-
AL420	-	X	-	X	-	-	-	-	-	-
AL430	-	X	-	X	-	-	-	-	-	-
AL650	-	-	-	-	-	-	-	-	X	-
AL750	-	-	-	-	-	-	-	-	X	-
MLA 2-25 H	-	X	-	X	-	-	-	-	-	-
MLA 3-25 H	-	X	-	X	-	-	-	-	-	-
MLA 3-25 H-C	-	X	-	X	-	-	-	-	-	-
MLA 4-50 H	-	X	-	X	-	-	-	-	-	-
MLA 4-50 H-C	-	X	-	X	-	-	-	-	-	-
MLA 6-65 H-Z	-	-	-	-	-	-	-	-	X	-
R105	-	-	-	-	X	-	-	-	-	-
R165	-	-	-	-	-	-	-	-	-	X
RT105	-	-	-	-	X	-	-	-	-	-
RT135	-	-	-	-	X	X	-	X	-	-
RT165	-	-	-	-	-	-	-	X	-	X
RT195 - NEW	-	-	-	-	-	-	-	X	-	X
RT195 - NEW	-	-	-	-	-	-	-	X	-	X
RT195 - NEW	-	-	-	-	-	-	-	X	-	X
V210 - NEW	-	-	-	-	-	-	-	-	-	X
AL140 OLD	X	-	-	-	-	-	-	-	-	-
MLA 1-25 H OLD	X	X	-	-	-	-	-	-	-	-
MLA 3-35 H OLD	-	-	-	X	-	-	-	-	-	-
MLA 4-50 H OLD	-	X	-	X	-	-	X	-	-	-


Capacities		B4x1 1680 / 430	B4x1 1760 / 420	B4x1 1760 / 450	B4x1 1800 / 670	B4x1 1830 / 450 (a)	B4x1 1830 / 450 (b)	B4x1 1850 / 480	B4x1 1880 / 480	B4x1 1950 / 720	B4x1 2140 / 560 (a)
Heaped capacity (l)		430	420	450	670	450	450	480	480	720	560
Weight											
Overall weight (kg)		350	385	410	500	420	420	420	420	525	475
Weight and dimensions											
Overall height (mm)	h17	767	767	767	863	767	767	767	767	863	767
Width (mm)		1680	1760	1760	1800	1830	1830	1850	1880	1950	2140
Depth (mm)	p5	786	800	786	833	880	800	786	786	833	786
Working Parameters											
Machine Equipment											

Compatibilité machine	B4x1 1680 / 430	B4x1 1760 / 420	B4x1 1760 / 450	B4x1 1800 / 670	B4x1 1830 / 450 (a)	B4x1 1830 / 450 (b)	B4x1 1850 / 480	B4x1 1880 / 480	B4x1 1950 / 720	B4x1 2140 / 560 (a)
All-Tach® Narrow	-	-	-	-	-	-	-	-	-	-
All-Tach®	N51502041	N51502476	N51502042	N51502528	N757024	N51502478	N51502043	N51502082	N51502527	N700255
4 point Carriage	-	-	-	N51502591	-	-	-	-	N51502593	-
Euro Carriage	-	-	-	N51502550	-	-	-	-	N51502552	-
1850RT	X	-	X	-	-	-	X	-	-	-
2100V	-	-	-	-	-	-	-	X	-	-
2100VT	X	-	X	-	-	-	X	-	-	-
2150RT	-	-	-	-	-	-	X	-	-	-
2200R	-	X	-	-	-	X	-	X	-	-
2300V	-	X	-	-	-	X	-	X	-	-
2600R	-	-	-	-	-	X	-	X	-	-
2700V NXT2	-	-	-	-	X	-	-	X	-	-
2750V	-	X	-	-	X	X	-	X	-	-
2750VT	-	-	-	-	-	-	X	-	-	-
3300V NXT2	-	-	-	-	X	-	-	X	-	X
4200V	-	-	-	-	-	-	-	X	-	X
AL650	-	-	-	X	-	-	-	-	X	-
AL750	-	-	-	X	-	-	-	-	X	-
MLA 6-65 H-Z	-	-	-	X	-	-	-	-	X	-
R220	-	X	-	-	-	X	-	X	-	-
R260	-	-	-	-	-	X	-	X	-	-
RT185	X	-	X	-	-	-	X	-	-	-
RT215	-	-	-	-	-	-	X	-	-	-
V210 - NEW	-	-	-	-	-	-	-	X	-	-
V230 - NEW	-	X	-	-	-	X	-	X	-	-
V275 - NEW	-	X	-	-	X	X	-	X	-	-
V330 GEN:2	-	-	-	-	X	-	-	X	-	X
V330 GEN:2	-	-	-	-	X	-	-	X	-	X
VT210 - NEW	X	-	X	-	-	-	X	-	-	-
VT230 - NEW	-	-	-	-	-	-	X	-	-	-
VT230 - NEW	-	-	-	-	-	-	X	-	-	-
VT275 - NEW	-	-	-	-	-	-	X	-	-	-
VT275 - NEW	-	-	-	-	-	-	X	-	-	-
V270 OLD	-	-	-	-	X	-	-	X	-	-

Capacities		B4x1 2140 / 560 (b)	B4x1 2150 / 800
Heaped capacity (l)		560	820
Weight			
Overall weight (kg)		475	565
Weight and dimensions			
Overall height (mm)	h17	767	863
Width (mm)		2140	2150
Depth (mm)	p5	786	833
Working Parameters			
Machine Equipment			

Compatibilité machine	B4x1 2140 / 560 (b)	B4x1 2150 / 800
All-Tach® Narrow	-	-
All-Tach®	N51502044	N51502526
4 point Carriage	-	N51502595
Euro Carriage	-	N51502554
2150RT	X	-
2750VT	X	-
AL650	-	X
AL750	-	X
MLA 6-65 H-Z	-	X
RT215	X	-
VT275 - NEW	X	-

TABLEAU DES SYMBOLES					
	Aucune prédisposition requise		Ligne hydraulique en tête de flèche		Retour hydraulique au réservoir
	Prédisposition électrique		Prédisposition nacelle		Prédisposition pinces à pneus, pinces à vérins



GEHL®

Siège Social
P.O. Box 179 - One Gehl Way - West Bend, WI, USA 53095
Tel: (262) 334-9461 - Fax: (262) 338-7517
www.gehl.com



This brochure describes versions and configuration options for Gehl products which may be fitted with different equipment. The equipment described in this brochure may be standard, optional or not available depending on version. Gehl reserves the right to change the specifications shown and described at any time and without prior warning. The manufacturer is not liable for the specifications given. For more information, contact your Gehl dealer. Non-contractual document. Product descriptions may differ from actual products. List of specifications is not comprehensive. The logos and visual identity of the company are the property of Gehl and may not be used without authorization. All rights reserved. The photos and diagrams contained in this brochure are provided for information only.

MANITOU EQUIPMENT AMERICAS, LLC - Limited company with board of directors - Share capital: 39,668,399 euros - 857 802 508 RCS West Bend