

BUCKET 4 IN 1 (COMPACT MACHINES)

BUCKETS



GEHL®

Customer benefits

- Designed for all construction applications.
- Versatile use: handles bulk material, pushes, grabs etc.


Technical characteristics

- Increased component protection.
- Wear blades and reinforcements in 400 HB steel for more resistance

MANITOU
GROUP | ATTACHMENTS

| Capacities | | B4x1 920 / 170 | B4x1 1080 / 170 | B4x1 1080 / 210 | B4x1 1380 / 270 | B4x1 1380 / 300 | B4x1 1520 / 330 | B4x1 1525 / 360 | B4x1 1550 / 340 | B4x1 1650 / 610 | B4x1 1680 / 370 |
|------------------------------|-----|----------------|-----------------|-----------------|-----------------|-----------------|-----------------|-----------------|-----------------|-----------------|-----------------|
| Heaped capacity (l) | | 170 | 170 | 210 | 270 | 300 | 330 | 360 | 340 | 610 | 370 |
| Weight | | | | | | | | | | | |
| Overall weight (kg) | | 170 | 180 | 180 | 212 | 250 | 253 | 280 | 260 | 470 | 328 |
| Weight and dimensions | | | | | | | | | | | |
| Overall height (mm) | h17 | 713 | 713 | 713 | 713 | 721 | 721 | 721 | 721 | 863 | 721 |
| Width (mm) | | 920 | 1080 | 1080 | 1380 | 1380 | 1520 | 1525 | 1550 | 1650 | 1680 |
| Depth (mm) | p5 | 671 | 770 | 671 | 770 | 730 | 730 | 730 | 730 | 833 | 730 |
| Working Parameters | | | | | | | | | | | |
| Machine Equipment | | | | | | | | | | | |







| Compatibilité machine | B4x1 920 / 170 | B4x1 1080 / 170 | B4x1 1080 / 210 | B4x1 1380 / 270 | B4x1 1380 / 300 | B4x1 1520 / 330 | B4x1 1525 / 360 | B4x1 1550 / 340 | B4x1 1650 / 610 | B4x1 1680 / 370 |
|-----------------------|----------------|-----------------|-----------------|-----------------|-----------------|-----------------|-----------------|-----------------|-----------------|-----------------|
| All-Tach® Narrow | N004044 | N5 15 02388 | - | N004046 | - | - | - | - | - | - |
| All-Tach® | N726014 | - | N726016 | - | N736018 | N736019 | N004047 | N736067 | N5 15 02529 | N747018 |
| 4 point Carriage | N5 15 02389 | - | - | N5 15 02391 | - | - | N5 15 02395 | - | N5 15 02589 | - |
| Euro Carriage | - | - | - | N5 15 02134 | - | - | N5 15 02169 | - | N5 15 02548 | - |
| 1050R | - | - | - | - | X | - | - | - | - | - |
| 1050RT | - | - | - | - | X | - | - | - | - | - |
| 1350R NXT2 | - | - | - | - | X | X | - | X | - | - |
| 1350RT | - | - | - | - | X | X | - | X | - | - |
| 1640 E | X | - | X | - | - | - | - | - | - | - |
| 1650R | - | - | - | - | - | - | - | - | - | X |
| 1650RT | - | - | - | - | - | - | - | X | - | X |
| 1900R | - | - | - | - | - | - | - | - | - | X |
| 1950RT | - | - | - | - | - | - | - | X | - | X |
| 1950RT | - | - | - | - | - | - | - | X | - | X |
| 1950RT | - | - | - | - | - | - | - | X | - | X |
| 1950RT | - | - | - | - | - | - | - | X | - | X |
| 2100V | - | - | - | - | - | - | - | - | - | X |
| AL230 | - | X | - | X | - | - | - | - | - | - |
| AL320 | - | X | - | X | - | - | - | - | - | - |
| AL330 | - | X | - | X | - | - | - | - | - | - |
| AL420 | - | X | - | X | - | - | - | - | - | - |
| AL430 | - | X | - | X | - | - | - | - | - | - |
| AL650 | - | - | - | - | - | - | - | - | X | - |
| AL750 | - | - | - | - | - | - | - | - | X | - |
| MLA 2-25 H | - | X | - | X | - | - | - | - | - | - |
| MLA 3-25 H | - | X | - | X | - | - | - | - | - | - |
| MLA 3-25 H-C | - | X | - | X | - | - | - | - | - | - |
| MLA 4-50 H | - | X | - | X | - | - | - | - | - | - |
| MLA 4-50 H-C | - | X | - | X | - | - | - | - | - | - |
| MLA 6-65 H-Z | - | - | - | - | - | - | - | - | X | - |
| R105 | - | - | - | - | X | - | - | - | - | - |
| R165 | - | - | - | - | - | - | - | - | - | X |
| RT105 | - | - | - | - | X | - | - | - | - | - |
| RT135 | - | - | - | - | X | X | - | X | - | - |
| RT165 | - | - | - | - | - | - | - | X | - | X |
| RT195 - NEW | - | - | - | - | - | - | - | X | - | X |
| RT195 - NEW | - | - | - | - | - | - | - | X | - | X |
| RT195 - NEW | - | - | - | - | - | - | - | X | - | X |
| V210 - NEW | - | - | - | - | - | - | - | - | - | X |
| AL140 OLD | X | - | - | - | - | - | - | - | - | - |
| MLA 1-25 H OLD | X | X | - | - | - | - | - | - | - | - |
| MLA 3-35 H OLD | - | - | - | X | - | - | - | - | - | - |
| MLA 4-50 H OLD | - | X | - | X | - | - | X | - | - | - |


| Capacities | | B4x1 1680 / 430 | B4x1 1760 / 420 | B4x1 1760 / 450 | B4x1 1800 / 670 | B4x1 1830 / 450 (a) | B4x1 1830 / 450 (b) | B4x1 1850 / 480 | B4x1 1880 / 480 | B4x1 1950 / 720 | B4x1 2140 / 560 (a) |
|------------------------------|-----|---|---|---|---|---|---|---|---|---|---|
| Heaped capacity (l) | | 430 | 420 | 450 | 670 | 450 | 450 | 480 | 480 | 720 | 560 |
| Weight | | | | | | | | | | | |
| Overall weight (kg) | | 350 | 385 | 410 | 500 | 420 | 420 | 420 | 420 | 525 | 475 |
| Weight and dimensions | | | | | | | | | | | |
| Overall height (mm) | h17 | 767 | 767 | 767 | 863 | 767 | 767 | 767 | 767 | 863 | 767 |
| Width (mm) | | 1680 | 1760 | 1760 | 1800 | 1830 | 1830 | 1850 | 1880 | 1950 | 2140 |
| Depth (mm) | p5 | 786 | 800 | 786 | 833 | 880 | 800 | 786 | 786 | 833 | 786 |
| Working Parameters | | | | | | | | | | | |
| Machine Equipment | |  |  |  |  |  |  |  |  |  |  |

| Compatibilité machine | B4x1 1680 / 430 | B4x1 1760 / 420 | B4x1 1760 / 450 | B4x1 1800 / 670 | B4x1 1830 / 450 (a) | B4x1 1830 / 450 (b) | B4x1 1850 / 480 | B4x1 1880 / 480 | B4x1 1950 / 720 | B4x1 2140 / 560 (a) |
|-----------------------|-----------------|-----------------|-----------------|-----------------|---------------------|---------------------|-----------------|-----------------|-----------------|---------------------|
| All-Tach® Narrow | - | - | - | - | - | - | - | - | - | - |
| All-Tach® | N51502041 | N51502476 | N51502042 | N51502528 | N757024 | N51502478 | N51502043 | N51502082 | N51502527 | N700255 |
| 4 point Carriage | - | - | - | N51502591 | - | - | - | - | N51502593 | - |
| Euro Carriage | - | - | - | N51502550 | - | - | - | - | N51502552 | - |
| 1850RT | X | - | X | - | - | - | X | - | - | - |
| 2100V | - | - | - | - | - | - | - | X | - | - |
| 2100VT | X | - | X | - | - | - | X | - | - | - |
| 2150RT | - | - | - | - | - | - | X | - | - | - |
| 2200R | - | X | - | - | - | X | - | X | - | - |
| 2300V | - | X | - | - | - | X | - | X | - | - |
| 2600R | - | - | - | - | - | X | - | X | - | - |
| 2700V NXT2 | - | - | - | - | X | - | - | X | - | - |
| 2750V | - | X | - | - | X | X | - | X | - | - |
| 2750VT | - | - | - | - | - | - | X | - | - | - |
| 3300V NXT2 | - | - | - | - | X | - | - | X | - | X |
| 4200V | - | - | - | - | - | - | - | X | - | X |
| AL650 | - | - | - | X | - | - | - | - | X | - |
| AL750 | - | - | - | X | - | - | - | - | X | - |
| MLA 6-65 H-Z | - | - | - | X | - | - | - | - | X | - |
| R220 | - | X | - | - | - | X | - | X | - | - |
| R260 | - | - | - | - | - | X | - | X | - | - |
| RT185 | X | - | X | - | - | - | X | - | - | - |
| RT215 | - | - | - | - | - | - | X | - | - | - |
| V210 - NEW | - | - | - | - | - | - | - | X | - | - |
| V230 - NEW | - | X | - | - | - | X | - | X | - | - |
| V275 - NEW | - | X | - | - | X | X | - | X | - | - |
| V330 GEN:2 | - | - | - | - | X | - | - | X | - | X |
| V330 GEN:2 | - | - | - | - | X | - | - | X | - | X |
| VT210 - NEW | X | - | X | - | - | - | X | - | - | - |
| VT230 - NEW | - | - | - | - | - | - | X | - | - | - |
| VT230 - NEW | - | - | - | - | - | - | X | - | - | - |
| VT275 - NEW | - | - | - | - | - | - | X | - | - | - |
| VT275 - NEW | - | - | - | - | - | - | X | - | - | - |
| V270 OLD | - | - | - | - | X | - | - | X | - | - |

| Capacities | | B4x1 2140 / 560 (b) | B4x1 2150 / 800 |
|-----------------------|-----|---|---|
| Heaped capacity (l) | | 560 | 820 |
| Weight | | | |
| Overall weight (kg) | | 475 | 565 |
| Weight and dimensions | | | |
| Overall height (mm) | h17 | 767 | 863 |
| Width (mm) | | 2140 | 2150 |
| Depth (mm) | p5 | 786 | 833 |
| Working Parameters | | | |
| Machine Equipment | |  |  |

| Compatibilité machine | B4x1 2140 / 560 (b) | B4x1 2150 / 800 |
|-----------------------|---------------------|-----------------|
| All-Tach® Narrow | - | - |
| All-Tach® | N51502044 | N51502526 |
| 4 point Carriage | - | N51502595 |
| Euro Carriage | - | N51502554 |
| 2150RT | X | - |
| 2750VT | X | - |
| AL650 | - | X |
| AL750 | - | X |
| MLA 6-65 H-Z | - | X |
| RT215 | X | - |
| VT275 - NEW | X | - |

| TABLEAU DES SYMBOLES | | | | | |
|---|-------------------------------|---|-------------------------------------|---|--|
|  | Aucune prédisposition requise |  | Ligne hydraulique en tête de flèche |  | Retour hydraulique au réservoir |
|  | Prédisposition électrique |  | Prédisposition nacelle |  | Prédisposition pinces à pneus, pinces à vérins |



GEHL®

Siège Social
P.O. Box 179 - One Gehl Way - West Bend, WI, USA 53095
Tel: (262) 334-9461 - Fax: (262) 338-7517
www.gehl.com



This brochure describes versions and configuration options for Gehl products which may be fitted with different equipment. The equipment described in this brochure may be standard, optional or not available depending on version. Gehl reserves the right to change the specifications shown and described at any time and without prior warning. The manufacturer is not liable for the specifications given. For more information, contact your Gehl dealer. Non-contractual document. Product descriptions may differ from actual products. List of specifications is not comprehensive. The logos and visual identity of the company are the property of Gehl and may not be used without authorization. All rights reserved. The photos and diagrams contained in this brochure are provided for information only.

MANITOU EQUIPMENT AMERICAS, LLC - Limited company with board of directors - Share capital: 39,668,399 euros - 857 802 508 RCS West Bend