

Technical sheet :

CARRIAGE FLOATING LOAD BACKREST AND FORKS (MHT)



Customer benefits

- Solution adapted to uneven ground : floating forks + leveling.

Technical characteristics







- Load backrest standard.
- Fork levelling.
- Fork travel lock possible - order kit ref. 52675100.
- Note: road circulation kit mandatory in Italy. Contact your dealer.
- Note: road circulation kit mandatory in Germany on MRT Vision/Vision+. Contact your dealer.

Capacities		CAF 1750 / 15 T	CAF 1750 / 16 T	CAF 1750 / 20 T	CAF 1750 / 12.5 T	CAF 2000 / 22 T	CAF 2000 / 25 T	CAF 2500 / 15 T	CAF 2500 / 16 T	CAF 2500 / 20 T	CAF 2500 / 22 T
Capacity (kg)		15000	16000	20000	12500	22000	25000	15000	16000	20000	22000
Weight and dimensions											
Overall height (mm)	h17	1604	1515	1604	1515	1624	1624	1605	1530	1524	1624
Width (mm)		1750	1900	1750	1900	2140	2140	2500	2500	2500	2530
Working Parameters											
Machine Equipment		✗	✗	✗	✗	✗	✗	✗	✗	✗	✗
Fork spread minimum (mm)	b5	455	520	455	560	1105	1045	1005	965	1005	1105
Fork spread maximum (mm)	b5	1605	1750	1605	1750	1970	1970	2355	2365	2355	2360
Available fork dimensions											
180 x 75 x 1200			52699113						52700264		
200 x 80 x 1200				52694204						52694207	
180 x 75 x 1500			52699114						52700265		
180 x 75 x 1800			52699115						52700266		
200 x 80 x 1800				52694205						52694208	
220 x 100 x 1800							52694547				
200 x 85 x 2400					52699116						
200 x 95 x 2400		52694206						52694209			
250 x 100 x 2400						52694548					52694550
200 x 95 x 3000								52694210			
250 x 100 x 3000											52694551

Machines compatibility	CAF 1750 / 15 T	CAF 1750 / 16 T	CAF 1750 / 20 T	CAF 1750 / 12.5 T	CAF 2000 / 22 T	CAF 2000 / 25 T	CAF 2500 / 15 T	CAF 2500 / 16 T	CAF 2500 / 20 T	CAF 2500 / 22 T
MHT 10135 ST5	-	X	-	X	-	-	-	X	-	-
MHT 10160 ST5	-	X	-	X	-	-	-	X	-	-
MHT 10200 ST5	X	-	X	-	-	-	X	-	X	-
MHT 11250 Mining ST5	-	-	-	-	X	X	-	-	-	X
MHT 11250 ST5	-	-	-	-	X	X	-	-	-	X
MHT-X 10135 ST3A	-	X	-	X	-	-	-	X	-	-
MHT-X 10160 ST3A	-	X	-	X	-	-	-	X	-	-
MHT-X 10200 ST3A	X	-	X	-	-	-	X	-	X	-
MHT-X 11250 Mining	-	-	-	-	X	X	-	-	-	X
MHT-X 11250 ST3A	-	-	-	-	X	X	-	-	-	X

Capacities		CAF 2500 / 25 T	CAF 2500 / 12.5 T	TFF 9 T (a)	TFF 9 T (b)
Capacity (kg)		25000	12500	9000	9000
Weight and dimensions					
Overall height (mm)	h17	1624	1529	1405	1000
Width (mm)		2530	2500	1585	2132
Working Parameters					
Machine Equipment		✗	✗	✗	✗
Fork spread minimum (mm)	b5	1045	1005	535	555
Fork spread maximum (mm)	b5	2365	2365	1425	1995
Available fork dimensions					
200 x 60 x 1200				939800	939347
200 x 60 x 1500				939345	939348
220 x 100 x 1800		52694549			
200 x 60 x 2000				939346	939349
200 x 85 x 2400			52700267		

Machines compatibility	CAF 2500 / 25 T	CAF 2500 / 12.5 T	TFF 9 T (a)	TFF 9 T (b)
MHT 790 Mining ST5	-	-	X	X
MHT 790 ST5	-	-	X	X
MHT 10135 ST5	-	X	-	-
MHT 10160 ST5	-	X	-	-
MHT 11250 Mining ST5	X	-	-	-
MHT 11250 ST5	X	-	-	-
MHT-X 790 Mining	-	-	X	X
MHT-X 790 ST3A	-	-	X	X
MHT-X 10135 ST3A	-	X	-	-
MHT-X 10160 ST3A	-	X	-	-
MHT-X 11250 Mining	X	-	-	-
MHT-X 11250 ST3A	X	-	-	-
MHT 790 OLD	-	-	X	X
MHT-X 790 OLD	-	-	X	X

TABLE SYMBOL					
	No predisposition required		Hydraulic line		Return piping to hydraulic oil tank
	Electric predisposition		Platform predisposition		Tyre handler, cylinder handler predisposition



Head Office

B.P. 249 - 430 rue de l'Aubinière

44150 Ancenis Cedex - France

Tel: +33 (0)2 40 09 10 11 - Fax: +33 (0)2 40 09 10 97

www.manitou.com



This publication provides a description of the configuration versions and options for Manitou products, which may differ for equipment. The equipment presented in this brochure may be part of a series, as an option, or it may not be available, depending on the versions. Manitou reserves the right, at any time and without notice, to amend the specifications described and represented. The specifications provided do not bind the manufacturer. For more details, please contact your Manitou agent. This is not a contractually binding document. The presentation of the products is not contractually binding. List of specifications non-exhaustive. The logos as well as the visual identity of the company are owned by Manitou and cannot be used without authorisation. All rights reserved. The photos and diagrams contained in this brochure are only provided for consultation and information purposes.

MANITOU BF SA - Limited company with board of directors - Share capital: 39,668,399 euros - 857 802 508 RCS Nantes