

Technical sheet :

CARRIAGE FLOATING LOAD BACKREST AND FORKS (MRT)



Customer benefits

- Solution adapted to uneven ground : floating forks + leveling.

Technical characteristics







- Load backrest standard.
- Fork levelling.
- Fork travel lock possible - order kit ref. 52675100.
- Note: road circulation kit mandatory in Italy. Contact your dealer.
- Note: road circulation kit mandatory in Germany on MRT Vision/Vision+. Contact your dealer.

[The 3D picture at the top of this page is the reference CAF 1030 / 6 T - 52658467].

Capacities		CAF 1030 / 6 T	CAF 1030 / 7 T	CAF 1030 / 4.5 T	CAF 1800 / 7 T	TFF 4.5 T
Capacity (kg)		6000	7000	4500	7000	4500
Weight and dimensions						
Overall height (mm)	h17	1009	1049	1280	1067	1280
Width (mm)		1110	1130	1127	1900	1127
Working Parameters						
Machine Equipment		✗	✗	✗	✗	✗
Fork spread minimum (mm)	b5	500	598	215	598	265
Fork spread maximum (mm)	b5	1028	1028	1030	1798	1030
Available fork dimensions						
125 x 50 x 1200						924857
100 x 60 x 1200		52658467		52721040		
125 x 60 x 1200			52676010		52701150	
100 x 60 x 1500		52719487				
125 x 60 x 1500			52719444		52719494	
100 x 60 x 1800		52719488				
125 x 60 x 1800			52719446		52719495	

Machines compatibility		CAF 1030 / 6 T	CAF 1030 / 7 T	CAF 1030 / 4.5 T	CAF 1800 / 7 T	TFF 4.5 T
MRT 1645 75		-	-	X	-	X
MRT 1645 115		-	-	X	-	X
MRT 1845 75		-	-	X	-	X
MRT 1845 115		-	-	X	-	X
MRT 2145 115		-	-	X	-	X
MRT 2260		X	-	-	X	-
MRT 2260 e		X	-	-	X	-
MRT 2545 115		-	-	X	-	X
MRT 2570		-	X	-	X	-
MRT 2660		X	-	-	X	-
MRT 2660 e		X	-	-	X	-
MRT 3060		X	-	-	X	-
MRT 3570		-	X	-	X	-
MRT 3570 ES		-	X	-	X	-
MRT-X 1645		-	-	X	-	X
MRT-X 1845		-	-	X	-	X
MRT-X 2145		-	-	X	-	X
MRT-X 2260		X	-	-	X	-
MRT-X 2545		-	-	X	-	X
MRT-X 2570		-	X	-	X	-
MRT-X 2660		X	-	-	X	-
MRT-X 3060		X	-	-	X	-
MRT-X 3570		-	X	-	X	-
MRT-X 3570 ES		-	X	-	X	-
MRT 1440 Easy 3B S2 400°	OLD	-	-	-	-	X
MRT 1440 Easy T4 S1 400°	OLD	-	-	-	-	X
MRT 1440 Easy T4 S2 400°	OLD	-	-	-	-	X
MRT 1640 Easy 3B S2 360°	OLD	-	-	-	-	X
MRT 1640 Easy 3B S2 400°	OLD	-	-	-	-	X
MRT 1640 Easy T4 S1 360°	OLD	-	-	-	-	X
MRT 1640 Easy T4 S1 400°	OLD	-	-	-	-	X
MRT 1640 Easy T4 S2 360°	OLD	-	-	-	-	X
MRT 1640 Easy T4 S2 400°	OLD	-	-	-	-	X
MRT 1840 Easy 3B S2 360°	OLD	-	-	-	-	X
MRT 1840 Easy 3B S2 400°	OLD	-	-	-	-	X
MRT 1840 Easy T4 S1 360°	OLD	-	-	-	-	X
MRT 1840 Easy T4 S1 400°	OLD	-	-	-	-	X
MRT 1840 Easy T4 S2 360°	OLD	-	-	-	-	X
MRT 1840 Easy T4 S2 400°	OLD	-	-	-	-	X
MRT 2145 Easy 3B S2 360°	OLD	-	-	-	-	X
MRT 2145 Easy 3B S2 400°	OLD	-	-	-	-	X
MRT 2145 Easy T4 S1 360°	OLD	-	-	-	-	X
MRT 2145 Easy T4 S1 400°	OLD	-	-	-	-	X
MRT 2145 Easy T4 S2 360°	OLD	-	-	-	-	X
MRT 2145 Easy T4 S2 400°	OLD	-	-	-	-	X
MRT 2150 Privilege Plus	OLD	X	-	-	X	-
MRT 2470 Privilege Plus	OLD	-	X	-	X	-
MRT 2545 Easy 3B S2 360°	OLD	-	-	-	-	X
MRT 2545 Easy 3B S2 400°	OLD	-	-	-	-	X
MRT 2545 Easy T4 S1 360°	OLD	-	-	-	-	X
MRT 2545 Easy T4 S1 400°	OLD	-	-	-	-	X
MRT 2545 Easy T4 S2 360°	OLD	-	-	-	-	X
MRT 2545 Easy T4 S2 400°	OLD	-	-	-	-	X
MRT 2550 Privilege Plus	OLD	X	-	-	X	-
MRT 3050 Privilege Plus	OLD	X	-	-	X	-
MRT 3255 Privilege Plus	OLD	-	X	-	X	-
MRT-X 1440 Easy 400°	OLD	-	-	-	-	X
MRT-X 1640 Easy 360°	OLD	-	-	-	-	X
MRT-X 1640 Easy 400°	OLD	-	-	-	-	X
MRT-X 1840 Easy 360°	OLD	-	-	-	-	X
MRT-X 1840 Easy 400°	OLD	-	-	-	-	X

Machines compatibility	CAF 1030 / 6 T	CAF 1030 / 7 T	CAF 1030 / 4.5 T	CAF 1800 / 7 T	TFF 4.5 T
MRT-X 2145 Easy 360° OLD	-	-	-	-	X
MRT-X 2145 Easy 400° OLD	-	-	-	-	X
MRT-X 2150 Privilege Plus OLD	X	-	-	X	-
MRT-X 2470 Privilege Plus OLD	-	X	-	X	-
MRT-X 2545 Easy 360° OLD	-	-	-	-	X
MRT-X 2545 Easy 400° OLD	-	-	-	-	X
MRT-X 2550 Privilege Plus OLD	X	-	-	X	-
MRT-X 3050 Privilege Plus OLD	X	-	-	X	-
MRT-X 3255 Privilege Plus OLD	-	X	-	X	-

TABLE SYMBOL					
	No predisposition required		Hydraulic line		Return piping to hydraulic oil tank
	Electric predisposition		Platform predisposition		Tyre handler, cylinder handler predisposition



Head Office

B.P. 249 - 430 rue de l'Aubinière

44150 Ancenis Cedex - France

Tel: +33 (0)2 40 09 10 11 - Fax: +33 (0)2 40 09 10 97

www.manitou.com



This publication provides a description of the configuration versions and options for Manitou products, which may differ for equipment. The equipment presented in this brochure may be part of a series, as an option, or it may not be available, depending on the versions. Manitou reserves the right, at any time and without notice, to amend the specifications described and represented. The specifications provided do not bind the manufacturer. For more details, please contact your Manitou agent. This is not a contractually binding document. The presentation of the products is not contractually binding. List of specifications non-exhaustive. The logos as well as the visual identity of the company are owned by Manitou and cannot be used without authorisation. All rights reserved. The photos and diagrams contained in this brochure are only provided for consultation and information purposes.

MANITOU BF SA - Limited company with board of directors - Share capital: 39,668,399 euros - 857 802 508 RCS Nantes