

Technical sheet :

COLD PLANER WITH SIDE SHIFT



Technical characteristics







- Manual side shift for milling flush to the wall easily.
- Manual depth adjustment with independent left or right side movement in order to perform side-by-side passes with high precision but also to remove only the necessary layer of asphalt.
- 2 wheels on the frame and 2 front slides for stability and less vibrations.
- Asphalt teeth in standard.
- Easy tooth removal for easy maintenance.
- [The 3D picture at the top of this page is the reference PLC 400 SK - 52832870]

Customer benefits

- Designed to carry out road maintenance work, to remove a layer of asphalt or concrete.
- Possibility to reuse the removed material for the subsequent filling of the excavation or for the restoration of the road surface itself.

Weight		PLC 400 SK	
Overall weight (kg)		505	
Weight and dimensions			
Overall height (mm)	h17	830	
Overall length (mm)	l1	1098	
Width (mm)		1500	
Working Parameters			
Required machine equipment			
Depth adjustment		manual	
Maximum depth (mm)		125	
Side shift		Yes	
Side shift type		manual	
Maximum outreach side shift (mm)		600	
Working width (mm)		400	
Number of tooth		48	
Minimum hydraulic requirements (l/min)		45	
Maximum hydraulic requirements (l/min)		80	
Water sprayer		No	
Other Data for Attachments			
E-RECO		No	
Connection system		Universal Quick-attach	

Machines compatibility		PLC 400 SK	
All-Tach®		52832870	
2100V		X	
2100VT		X	
2300V		X	
2300VT		X	
2750V		X	
V210		X	
V230		X	
V275		X	
VT210		X	
VT230		X	

TABLE SYMBOL					
	No predisposition required		Hydraulic line		Return piping to hydraulic oil tank
	Electric predisposition		Platform predisposition		Tyre handler, cylinder handler predisposition



Head Office

B.P. 249 - 430 rue de l'Aubinière
44150 Ancenis Cedex - France

Tel: +33 (0)2 40 09 10 11 - Fax: +33 (0)2 40 09 10 97

www.manitou.com



This publication provides a description of the configuration versions and options for Manitou products, which may differ for equipment. The equipment presented in this brochure may be part of a series, as an option, or it may not be available, depending on the versions. Manitou reserves the right, at any time and without notice, to amend the specifications described and represented. The specifications provided do not bind the manufacturer. For more details, please contact your Manitou agent. This is not a contractually binding document. The presentation of the products is not contractually binding. List of specifications non-exhaustive. The logos as well as the visual identity of the company are owned by Manitou and cannot be used without authorisation. All rights reserved. The photos and diagrams contained in this brochure are only provided for consultation and information purposes.

MANITOU BF SA - Limited company with board of directors - Share capital: 39,668,399 euros - 857 802 508 RCS Nantes