

Technical sheet :

CONCRETE MIXING BUCKET (COMPACT MACHINES)





Technical characteristics

- Hydraulic side discharge bucket that ensures an easy and safe unloading for the operator.
- Bolted helix made of wear steel HB400 for a consistent mix from one side to the other.
- Equipped with an unloading pipe that the operator connects at the side of the bucket for even more safety and precision.
- Featured with a galvanized rounded protection grid with bag splitter.







[The 3D picture at the top of this page is the reference BMC 1495 / 250 SK - 52832877]

Customer benefits

- Designed to load, mix, transport and unload concrete quickly and easily.
- Ideal attachment for industries requiring small quantities of concrete on a daily basis
- Profitability: the operator mixes just enough concrete for what he needs.
- Safety: the operator can easily work along a wall or a sidewalk and his presence is not required underneath the bucket.

Capacities		BMC 1495 / 250 SK	BMC 1605 / 330 SK
Struck capacity (l)		250	330
Weight			
Overall weight (kg)		435	455
Weight and dimensions			
Overall height (mm)	h17	800	800
Overall length (mm)	l1	860	860
Width (mm)		1495	1605
Working Parameters			
Required machine equipment			
Cutting edge		Bolt-on	Bolt-on
Minimum hydraulic requirements (l/min)		40	35
Maximum hydraulic requirements (l/min)		75	75
Other Data for Attachments			
E-RECO		No	No
Connection system		Universal Quick-attach	Universal Quick-attach

Machines compatibility	BMC 1495 / 250 SK	BMC 1605 / 330 SK
All-Tach®	52832877	52832878
2300V	X	-
2300VT	X	-
2750V	-	X
2750VT	-	X
V230	X	-
V275	-	X
VT230	X	-
VT275	-	X

TABLE SYMBOL					
	No predisposition required		Hydraulic line		Return piping to hydraulic oil tank
	Electric predisposition		Platform predisposition		Tyre handler, cylinder handler predisposition



Head Office

B.P. 249 - 430 rue de l'Aubinière
44150 Ancenis Cedex - France

Tel: +33 (0)2 40 09 10 11 - Fax: +33 (0)2 40 09 10 97

www.manitou.com



This publication provides a description of the configuration versions and options for Manitou products, which may differ for equipment. The equipment presented in this brochure may be part of a series, as an option, or it may not be available, depending on the versions. Manitou reserves the right, at any time and without notice, to amend the specifications described and represented. The specifications provided do not bind the manufacturer. For more details, please contact your Manitou agent. This is not a contractually binding document. The presentation of the products is not contractually binding. List of specifications non-exhaustive. The logos as well as the visual identity of the company are owned by Manitou and cannot be used without authorisation. All rights reserved. The photos and diagrams contained in this brochure are only provided for consultation and information purposes.

MANITOU BF SA - Limited company with board of directors - Share capital: 39,668,399 euros - 857 802 508 RCS Nantes