

Technical sheet :

CONCRETE MIXING BUCKET (COMPACT MACHINES)





Customer benefits

- Designed to load, mix, transport and unload concrete quickly and easily.
- Ideal attachment for industries requiring small quantities of concrete on a daily basis
- Profitability : the operator mixes just enough concrete for what he needs.
- Safety : the operator can easily work along a wall or a sidewalk and his presence is not required underneath the bucket.







Technical characteristics

- Hydraulic side discharge bucket that ensures an easy and safe unloading for the operator.
- Bolted helix made of wear steel HB400 for a consistent mix from one side to the other.
- Equipped with an unloading pipe that the operator connects at the side of the bucket for even more safety and precision.
- Featured with a galvanized rounded protection grid with bag splitter.

[The 3D picture at the top of this page is the reference BMC 1495 / 250 SK - 52832877]

| Capacities | | BMC 1495 / 250 SK | BMC 1605 / 330 SK |
|--|-----|---|---|
| Struck capacity (l) | | 250 | 330 |
| Weight | | | |
| Overall weight (kg) | | 435 | 455 |
| Weight and dimensions | | | |
| Overall height (mm) | h17 | 800 | 800 |
| Overall length (mm) | l1 | 860 | 860 |
| Width (mm) | | 1495 | 1605 |
| Working Parameters | | | |
| Machine Equipment | |  |  |
| Minimum hydraulic requirements (l/min) | | 40 | 35 |
| Maximum hydraulic requirements (l/min) | | 75 | 75 |
| Other Data for Attachments | | | |
| Cutting edge | | Bolt-on cutting edge | Bolt-on cutting edge |
| Connection system | | Universal Quick-attach | Universal Quick-attach |
| E-RECO | | No | No |

| Machines compatibility | BMC 1495 / 250 SK | BMC 1605 / 330 SK |
|------------------------|-------------------|-------------------|
| All-Tach® | 52832877 | 52832878 |
| 2300V | X | - |
| 2300VT | X | - |
| 2750V | - | X |
| 2750VT | - | X |
| V230 | X | - |
| V275 | - | X |
| VT230 | X | - |
| VT275 | - | X |

| TABLE SYMBOL | | | | | |
|---|----------------------------|---|-------------------------|---|---|
|  | No predisposition required |  | Hydraulic line |  | Return piping to hydraulic oil tank |
|  | Electric predisposition |  | Platform predisposition |  | Tyre handler, cylinder handler predisposition |



Head Office

B.P. 249 - 430 rue de l'Aubinière

44150 Ancenis Cedex - France

Tel: +33 (0)2 40 09 10 11 - Fax: +33 (0)2 40 09 10 97

www.manitou.com



This publication provides a description of the configuration versions and options for Manitou products, which may differ for equipment. The equipment presented in this brochure may be part of a series, as an option, or it may not be available, depending on the versions. Manitou reserves the right, at any time and without notice, to amend the specifications described and represented. The specifications provided do not bind the manufacturer. For more details, please contact your Manitou agent. This is not a contractually binding document. The presentation of the products is not contractually binding. List of specifications non-exhaustive. The logos as well as the visual identity of the company are owned by Manitou and cannot be used without authorisation. All rights reserved. The photos and diagrams contained in this brochure are only provided for consultation and information purposes.

MANITOU BF SA - Limited company with board of directors - Share capital: 39,668,399 euros - 857 802 508 RCS Nantes