





DEEP EXTENSIBLE PLATFORM















- Interesting for asbestos removal and 2nd fix applications- easy access & significant space to place tiles.


- 2m deep platform to facilitate the handling of bulky loads in the platform.

DEEP EXTENSIBLE PLATFORM

		NAC 2.2.5 / 4m 1000kg	ORH 2.2.5 / 4m 700kg	PFE 4000 / 1000 FD	PSE 4000 / 700 FD
		1000	700	1000	700
		3	3	3	3
		1000	1300	1000	1300
	h17	1290	1290	1669	1669
	11	2615	2855	2615	2855
		2500	2500	2500	2500
		4046	4046	4000	4046
	p5	1920	1920	1920	1920
					
		-	40	-	40
		-	40	-	40
		2000	2000	2000	2000

	NAC 2.2.5 / 4m 1000kg	ORH 2.2.5 / 4m 700kg	PFE 4000 / 1000 FD	PSE 4000 / 700 FD
	921355	921358	52719265	52719266
	-	-	X	X
	-	-	X	X
	-	-	X	X
	-	-	X	X
	-	-	X	X
	-	-	X	X
	-	-	X	X
	-	-	X	X
	-	-	X	X
	-	-	X	X
	-	-	X	X
	-	-	X	X
	-	-	X	X
	-	-	X	X
	-	-	X	X
	-	-	X	X
	-	-	X	X
	X	X	-	-
	X	X	-	-
	X	X	-	-
	X	X	-	-
	X	X	-	-
	X	X	-	-
	X	X	-	-
	X	X	-	-
	X	X	-	-
	X	X	-	-
	X	X	-	-
	X	X	-	-



 **MANITOU**
HANDLING YOUR WORLD

