



GEHL®

Customer benefits

- For all material pushing applications.







Technical characteristics

- Orientation: mechanical or hydraulic (2 cylinders).
- Bolt-on wear plate.

 **ATTACHMENTS**

Weight		BLD 1525	BLD 1980	BLD 2135
Overall weight (kg)		240	450	470
Weight and dimensions				
Overall height (mm)	h17	677	677	677
Width (mm)		1525	1980	2135
Depth (mm)	p5	813	933	933
Working Parameters				
Machine Equipment		✗	-	-
Horizontal angle (°)		18	30	30

Compatibilité machine	BLD 1525	BLD 1980	BLD 2135
All-Tach®	N700396	N51502067	N51502068
4 point Carriage	N750996	-	-
Euro Carriage	N51502207	-	-
AL420	X	-	-
AL430	X	-	-
AL530	X	-	-
MLA 4-50 H	X	-	-
MLA 4-50 H-C	X	-	-
MLA 5-50 H	X	-	-
MLA 4-50 H OLD	X	-	-

TABLEAU DES SYMBOLES					
	Aucune prédisposition requise		Ligne hydraulique en tête de flèche		Retour hydraulique au réservoir
	Prédisposition électrique		Prédisposition nacelle		Prédisposition pinces à pneus, pinces à vérins



GEHL®

Siège Social
P.O. Box 179 - One Gehl Way - West Bend, WI, USA 53095
Tel: (262) 334-9461 - Fax: (262) 338-7517
www.gehl.com



This brochure describes versions and configuration options for Gehl products which may be fitted with different equipment. The equipment described in this brochure may be standard, optional or not available depending on version. Gehl reserves the right to change the specifications shown and described at any time and without prior warning. The manufacturer is not liable for the specifications given. For more information, contact your Gehl dealer. Non-contractual document. Product descriptions may differ from actual products. List of specifications is not comprehensive. The logos and visual identity of the company are the property of Gehl and may not be used without authorization. All rights reserved. The photos and diagrams contained in this brochure are provided for information only.

MANITOU EQUIPMENT AMERICAS, LLC - Limited company with board of directors - Share capital: 39,668,399 euros - 857 802 508 RCS West Bend