

**LAMA SCAVATRICE (MACCHINE COMPATTE)**

**SOLUZIONI DI  
LIVELLAMENTO**



**GEHL**

### **Vantaggi per i clienti**

- For all material pushing applications.







### **Specifiche tecniche**


- Orientation: mechanical or hydraulic (2 cylinders).  
- Bolt-on wear plate.

**MANITOU GROUP ATTACHMENTS**

Weight		BLD 1525	BLD 1980	BLD 2135
Peso (kg)		240	450	470
Peso e dimensioni				
Altezza (mm)	h17	677	677	677
Larghezza (mm)		1525	1980	2135
Profondità (mm)	p5	813	933	933

Compatibilità della macchina		BLD 1525	BLD 1980	BLD 2135
All-Tach®		N700396	N51502067	N51502068
Attacco 4 punti		N750996	-	-
Attacco Euro		N51502207	-	-
AL420		X	-	-
AL430		X	-	-
AL530		X	-	-
MLA 4-50 H		X	-	-
MLA 4-50 H-C		X	-	-
MLA 5-50 H		X	-	-
MLA 4-50 H <b>OLD</b>		X	-	-

TABELLA DEI SIMBOLI					
	Nessuna predisposizione richiesta		Linea idraulica		Ritorno idraulico al serbatoio
	Predisposizione elettrica		Predisposizione piattaforma		Predisposizione per la movimentazione dei pneumatici, dei cilindri



# GEHL®

Siège Social

P.O. Box 179 - One Gehl Way - West Bend, WI, USA 53095

Tel: (262) 334-9461 - Fax: (262) 338-7517

[www.gehl.com](http://www.gehl.com)



This brochure describes versions and configuration options for Gehl products which may be fitted with different equipment. The equipment described in this brochure may be standard, optional or not available depending on version. Gehl reserves the right to change the specifications shown and described at any time and without prior warning. The manufacturer is not liable for the specifications given. For more information, contact your Gehl dealer. Non-contractual document. Product descriptions may differ from actual products. List of specifications is not comprehensive. The logos and visual identity of the company are the property of Gehl and may not be used without authorization. All rights reserved. The photos and diagrams contained in this brochure are provided for information only.

MANITOU EQUIPMENT AMERICAS, LLC - Limited company with board of directors - Share capital: 39,668,399 euros - 857 802 508 RCS West Bend