

DOZER BLADE - HYDRAULIC (COMPACT MACHINES)

LEVELLING SOLUTIONS



GEHL®










Customer benefits

- For all material pushing applications.







Technical characteristics

- User-friendly, continuous hydraulic orientation (2 cylinders).
- Bolt-on wear plate.

MANITOU GROUP ATTACHMENTS

Weight		BLD 1080 H	BLD 1480 H	BLD 1800 H (a)	BLD 1800 H (b)	BLD 1800 H (c)	BLD 2000 H (a)	BLD 2000 H (b)	BLD 2135 H	BLD 2365 H
Overall weight (kg)		195	230	270	270	305	305	305	470	510
Weight and dimensions										
Overall height (mm)	h17	977	677	677	677	677	677	677	677	677
Width (mm)		1080	1480	1800	1800	1800	2000	2000	2135	2365
Depth (mm)	p5	813	813	813	813	813	813	813	813	933
Working Parameters										
Machine Equipment										
Horizontal angle (°)		18	18	18	18	18	18	18	30	30

Совместимость с машинами	BLD 1080 H	BLD 1480 H	BLD 1800 H (a)	BLD 1800 H (b)	BLD 1800 H (c)	BLD 2000 H (a)	BLD 2000 H (b)	BLD 2135 H	BLD 2365 H
All-Tach®	N726033	N736037	N757043	N51502490	N51502491	N757044	N51502492	N51502085	N700264
1050R	-	X	-	-	-	-	-	-	-
1050RT	-	X	-	-	-	-	-	-	-
1350R NXT2	-	X	-	-	-	-	-	-	-
1350RT	-	X	-	-	-	-	-	-	-
1640 E	X	-	-	-	-	-	-	-	-
1650R	-	-	X	-	-	-	-	-	-
1650RT	-	-	X	-	-	-	-	-	-
1900R	-	-	-	X	-	-	-	-	-
1950RT	-	-	X	-	-	-	-	-	-
1950RT	-	-	X	-	-	-	-	-	-
1950RT	-	-	X	-	-	-	-	-	-
1950RT	-	-	X	-	-	-	-	-	-
2100V	-	-	-	X	-	-	-	-	-
2200R	-	-	-	X	-	-	-	-	-
2300V	-	-	-	X	-	-	-	-	-
2300VT	-	-	-	-	-	-	-	X	-
2600R	-	-	-	-	X	-	X	-	-
2700V NXT2	-	-	-	-	-	X	-	-	-
2750V	-	-	-	-	X	-	X	-	-
2750VT	-	-	-	-	-	-	-	X	-
3300V NXT2	-	-	-	-	-	-	-	X	-
4200V	-	-	-	-	-	-	-	-	X
R105	-	X	-	-	-	-	-	-	-
R165	-	-	X	-	-	-	-	-	-
R220	-	-	-	X	-	-	-	-	-
R260	-	-	-	-	X	-	X	-	-
RT105	-	X	-	-	-	-	-	-	-
RT135	-	X	-	-	-	-	-	-	-
RT165	-	-	X	-	-	-	-	-	-
RT195 - NEW	-	-	X	-	-	-	-	-	-
RT195 - NEW	-	-	X	-	-	-	-	-	-
RT195 - NEW	-	-	X	-	-	-	-	-	-
V210 - NEW	-	-	-	X	-	-	-	-	-
V230 - NEW	-	-	-	X	-	-	-	-	-
V275 - NEW	-	-	-	-	X	-	-	-	-
V330 GEN:2	-	-	-	-	-	-	-	X	-
V330 GEN:2	-	-	-	-	-	-	-	X	-
VT230 - NEW	-	-	-	-	-	-	-	X	-
VT275 - NEW	-	-	-	-	-	-	-	X	-
V270 OLD	-	-	-	-	-	X	-	-	-

ТАБЛИЦА СИМВОЛОВ					
	Не требуется предрасположенность		Гидравлическая линия		Гидравлическое возвращение в бак
	Электрическая предрасположенность		Предрасположение платформы		Предрасположение манипулятора шин, манипулятора цилиндров



GEHL®

Siège Social
P.O. Box 179 - One Gehl Way - West Bend, WI, USA 53095
Tel: (262) 334-9461 - Fax: (262) 338-7517
www.gehl.com



This brochure describes versions and configuration options for Gehl products which may be fitted with different equipment. The equipment described in this brochure may be standard, optional or not available depending on version. Gehl reserves the right to change the specifications shown and described at any time and without prior warning. The manufacturer is not liable for the specifications given. For more information, contact your Gehl dealer. Non-contractual document. Product descriptions may differ from actual products. List of specifications is not comprehensive. The logos and visual identity of the company are the property of Gehl and may not be used without authorization. All rights reserved. The photos and diagrams contained in this brochure are provided for information only.

MANITOU EQUIPMENT AMERICAS, LLC - Limited company with board of directors - Share capital: 39,668,399 euros - 857 802 508 RCS West Bend