

Technical sheet :

# EXTENSIBLE JIB WITH WINCH






## Technical characteristics







- Oil immersed negative brake.
- Safety: homologated swivel self locking hook.
- Safety: end of cable/hook upper position automatic movement stop.
- Manual extension (manual winch) with adjustable jib length.
- Adjustable length for an excellent polyvalence (extension: manual jib).

## Customer benefits

- Suspended load handling solution for all type of building sites.
- Perfect for transporting and placing beams, frames and other light and bulky elements.
- Its telescopic boom allows to gain greater flexibility while keeping an important forward reach.
- Tubular structure designed for an optimal weight / rigidity ratio
- Excellent adaptability.

Technical characteristics		JWE 7000 / 800 39M	JWE 7000 / 800 67M	PT 800
Distance to center of gravity (mm)		1791	-	1791
Working height (mm)	h21	41000	67000	32000
Capacities				
Capacity (kg)		800	800	800
Capacity 2 (kg)		1000	1000	1000
Weight				
Overall weight (kg)		605	616	605
Dimensions				
Max. outreach (mm)		4525	4525	4525
Maximum outreach 2 (mm)		7183	7183	7183
Weight and dimensions				
Overall length (mm)	l1	4632	4632	4632
Width (mm)		870	870	870
Cable length (mm)		49000	-	37000
Working Parameters				
Required machine equipment				
Hook Speed (m/mn)		30	30	30
Other Data for Attachments				
E-RECO		-	Yes	-

Machines compatibility		JWE 7000 / 800 39M	JWE 7000 / 800 67M	PT 800
Reference number E-RECO		52717860	52810356	921323
MRT 1845 75		X	-	-
MRT 1845 115		X	-	-
MRT 2145 115		X	-	-
MRT 2260		X	-	-
MRT 2260 e		X	-	-
MRT 2545 115		X	-	-
MRT 2570		X	-	-
MRT 2660		X	-	-
MRT 2660 e		X	-	-
MRT 3060		X	-	-
MRT 3570		X	-	-
MRT 3570 ES		X	-	-
MRT 4080		-	X	-
MRT-X 1845		X	-	-
MRT-X 2145		X	-	-
MRT-X 2260		X	-	-
MRT-X 2545		X	-	-
MRT-X 2570		X	-	-
MRT-X 2660		X	-	-
MRT-X 3060		X	-	-
MRT-X 3570		X	-	-
MRT-X 3570 ES		X	-	-
MRT-X 4080		-	X	-
MRT 2150 Privilege Plus <b>OLD</b>		-	-	X
MRT 2470 Privilege Plus <b>OLD</b>		-	-	X
MRT 2550 Privilege Plus <b>OLD</b>		-	-	X
MRT 3050 Privilege Plus <b>OLD</b>		-	-	X
MRT 3255 Privilege Plus <b>OLD</b>		-	-	X
MRT-X 2150 Privilege Plus <b>OLD</b>		-	-	X
MRT-X 2470 Privilege Plus <b>OLD</b>		-	-	X
MRT-X 2550 Privilege Plus <b>OLD</b>		-	-	X
MRT-X 3050 Privilege Plus <b>OLD</b>		-	-	X
MRT-X 3255 Privilege Plus <b>OLD</b>		-	-	X

TABLE SYMBOL					
	No predisposition required		Hydraulic line		Return piping to hydraulic oil tank
	Electric predisposition		Platform predisposition		Tyre handler, cylinder handler predisposition



**Head Office**

B.P. 249 - 430 rue de l'Aubinière  
44150 Ancenis Cedex - France

Tel: +33 (0)2 40 09 10 11 - Fax: +33 (0)2 40 09 10 97

[www.manitou.com](http://www.manitou.com)



This publication provides a description of the configuration versions and options for Manitou products, which may differ for equipment. The equipment presented in this brochure may be part of a series, as an option, or it may not be available, depending on the versions. Manitou reserves the right, at any time and without notice, to amend the specifications described and represented. The specifications provided do not bind the manufacturer. For more details, please contact your Manitou agent. This is not a contractually binding document. The presentation of the products is not contractually binding. List of specifications non-exhaustive. The logos as well as the visual identity of the company are owned by Manitou and cannot be used without authorisation. All rights reserved. The photos and diagrams contained in this brochure are only provided for consultation and information purposes.

MANITOU BF SA - Limited company with board of directors - Share capital: 39,668,399 euros - 857 802 508 RCS Nantes