

Technical sheet :

EXTENSION JIB WITH WINCH



Technical characteristics

- Wide range of crane with winch from 600 kg / 1323 lb to 2000 kg / 4410 lb with a forward reach max. from 4 m / 13 ft to 2.5 m / 8 ft.
- Oil immersed negative brakes.
- Safety: homologated swil self locking hook.
- Limit switch sensor (up and down).



[The 3D picture at the top of this page is the reference PT 1000 - 921326].

Customer benefits






- Handling solution for suspended loads for all type of building sites.
- Turn your telehandler into a crane.
- Perfect for transporting and placing beams, frames and other suspended loads.
- Improves the forward reach of the telehandler.
- Its winch allows to gain greater flexibility while keeping an important forward reach.
- Tubular structure designed for an optimal weight/rigidity ratio.

Technical characteristics		JW 1950 LB	JW 2100 / 3000 62M	JW 2500 / 2000 35M	JW 3000 / 1500 44M	JW 3000 / 1500 71M	JW 4100 / 600 68M	JW 4100 / 1000 34M	PT 600	PT 1000	PT 1500
Distance to center of gravity (mm)		1153	717	885	962	962	1157	1157	1107	1107	927
Working height (mm)	h21	27000	62000	24000	35000	71000000	38000	27000	38000	27000	35000
Capacities											
Capacity (kg)		884	3000	2000	1500	1500	600	1000	600	1000	1500
Weight											
Overall weight (kg)		382	615	400	368	379	94	299	278	299	370
Dimensions											
Max. outreach (mm)		3542	2093	2008	2633	2633	3703	3542	4104	4104	2633
Weight and dimensions											
Overall height (mm)	h17	-	-	-	-	2990	-	-	-	-	-
Overall length (mm)	l1	4107	2255	2516	2990	-	4107	4107	4104	3949	2887
Cable		1 loop	Direct	1 loop	Direct	Direct	Direct	1 loop	Direct	1 loop	Direct
Width (mm)		810	815	815	815	815	810	810	815	815	815
Cable length (mm)		56000	-	70000	37000	-	40000	56000	40000	56000	37000
Working Parameters											
Required machine equipment											
Hook Speed (m/mn)		44	29	24	48	48	94	44	94	44	48

Machines compatibility	JW 1950 LB	JW 2100 / 3000 62M	JW 2500 / 2000 35M	JW 3000 / 1500 44M	JW 3000 / 1500 71M	JW 4100 / 600 68M	JW 4100 / 1000 34M	PT 600	PT 1000	PT 1500
Reference number E-RECO	52718275	52816510	52717582	52717710	52810359	52719496	52719497	921325	921326	921330
MRT 1645 75	-	-	X	X	-	X	X	X	X	X
MRT 1645 115	-	-	X	X	-	X	X	X	X	X
MRT 1845 75	-	-	X	X	-	X	X	X	X	X
MRT 1845 115	-	-	X	X	-	X	X	X	X	X
MRT 2145 115	-	-	X	X	-	X	X	X	X	X
MRT 2260	X	-	X	X	-	X	X	X	X	X
MRT 2260 e	X	-	X	X	-	X	X	-	-	-
MRT 2545 115	-	-	X	X	-	X	X	X	X	X
MRT 2570	X	-	X	X	-	X	X	X	X	X
MRT 2660	X	-	X	X	-	X	X	X	X	X
MRT 2660 e	X	-	X	X	-	X	X	-	-	-
MRT 3060	X	-	X	X	-	X	X	X	X	X
MRT 3570	X	-	X	X	-	X	X	X	X	X
MRT 3570 ES	X	-	X	X	-	X	X	X	X	X
MRT 4080	-	X	-	-	X	-	-	-	-	-
MRT-X 1645	-	-	X	X	-	X	X	X	X	X
MRT-X 1845	-	-	X	X	-	X	X	X	X	X
MRT-X 2145	-	-	X	X	-	X	X	X	X	X
MRT-X 2260	X	-	X	X	-	X	X	X	X	X
MRT-X 2545	-	-	X	X	-	X	X	X	X	X
MRT-X 2570	X	-	X	X	-	X	X	X	X	X
MRT-X 2660	X	-	X	X	-	X	X	X	X	X
MRT-X 3060	X	-	X	X	-	X	X	X	X	X
MRT-X 3570	X	-	X	X	-	X	X	X	X	X
MRT-X 3570 ES	X	-	X	X	-	X	X	X	X	X
MRT-X 4080	-	X	-	-	X	-	-	-	-	-
MRT 1440 Easy T4 S2 400° OLD	-	-	-	-	-	-	-	X	X	X
MRT 1640 Easy T4 S2 360° OLD	-	-	-	-	-	-	-	X	X	X
MRT 1640 Easy T4 S2 400° OLD	-	-	-	-	-	-	-	X	X	X
MRT 1840 Easy T4 S1 360° OLD	-	-	-	-	-	-	-	-	X	-
MRT 1840 Easy T4 S1 400° OLD	-	-	-	-	-	-	-	-	X	-
MRT 1840 Easy T4 S2 360° OLD	-	-	-	-	-	-	-	X	X	X
MRT 1840 Easy T4 S2 400° OLD	-	-	-	-	-	-	-	X	X	X
MRT 2145 Easy T4 S2 360° OLD	-	-	-	-	-	-	-	X	X	X
MRT 2145 Easy T4 S2 400° OLD	-	-	-	-	-	-	-	X	X	X
MRT 2150 Privilege Plus OLD	-	-	-	-	-	-	-	X	X	X
MRT 2470 Privilege Plus OLD	-	-	-	-	-	-	-	X	-	X
MRT 2545 Easy T4 S2 360° OLD	-	-	-	-	-	-	-	X	X	X
MRT 2545 Easy T4 S2 400° OLD	-	-	-	-	-	-	-	X	X	X
MRT 2550 Privilege Plus OLD	-	-	-	-	-	-	-	X	X	X
MRT 3050 Privilege Plus OLD	-	-	-	-	-	-	-	X	X	X
MRT 3255 Privilege Plus OLD	-	-	-	-	-	-	-	X	-	X
MRT-X 1840 Easy 360° OLD	-	-	-	-	-	-	-	X	X	X
MRT-X 1840 Easy 400° OLD	-	-	-	-	-	-	-	X	X	X
MRT-X 2145 Easy 360° OLD	-	-	-	-	-	-	-	X	X	X
MRT-X 2145 Easy 400° OLD	-	-	-	-	-	-	-	X	X	X
MRT-X 2150 Privilege Plus OLD	-	-	-	-	-	-	-	X	X	X
MRT-X 2470 Privilege Plus OLD	-	-	-	-	-	-	-	X	-	X
MRT-X 2545 Easy 360° OLD	-	-	-	-	-	-	-	X	X	X
MRT-X 2545 Easy 400° OLD	-	-	-	-	-	-	-	X	X	X
MRT-X 2550 Privilege Plus OLD	-	-	-	-	-	-	-	X	X	X
MRT-X 3050 Privilege Plus OLD	-	-	-	-	-	-	-	X	X	X
MRT-X 3255 Privilege Plus OLD	-	-	-	-	-	-	-	X	-	X

Technical characteristics		PT 2000 (a)	PT 2000 (b)
Distance to center of gravity (mm)		857	857
Working height (mm)	h21	24000	24000
Capacities			
Capacity (kg)		2000	2000
Weight			
Overall weight (kg)		389	400
Dimensions			
Max. outreach (mm)		2008	2008
Weight and dimensions			
Overall height (mm)	h17	-	-
Overall length (mm)	l1	2388	2387
Cable		1 loop	1 loop
Width (mm)		815	815
Cable length (mm)		49000	70000
Working Parameters			
Required machine equipment			
Hook Speed (m/mn)		24	24

Machines compatibility	PT 2000 (a)	PT 2000 (b)
Reference number E-RECO	921331	939392
MRT 1645 75	X	X
MRT 1645 115	X	X
MRT 1845 75	X	X
MRT 1845 115	X	X
MRT 2145 115	X	X
MRT 2260	X	X
MRT 2545 115	X	X
MRT 2570	X	X
MRT 2660	X	X
MRT 3060	X	X
MRT 3570	X	X
MRT 3570 ES	X	X
MRT-X 1645	X	X
MRT-X 1845	X	X
MRT-X 2145	X	X
MRT-X 2260	X	X
MRT-X 2545	X	X
MRT-X 2570	X	X
MRT-X 2660	X	X
MRT-X 3060	X	X
MRT-X 3570	X	X
MRT-X 3570 ES	X	X
MRT 1640 Easy T4 S2 360° OLD	X	-
MRT 1840 Easy T4 S2 360° OLD	X	-
MRT 1840 Easy T4 S2 400° OLD	X	-
MRT 2145 Easy T4 S2 360° OLD	X	-
MRT 2145 Easy T4 S2 400° OLD	X	-
MRT 2150 Privilege Plus OLD	X	-
MRT 2470 Privilege Plus OLD	-	X
MRT 2545 Easy T4 S2 360° OLD	X	X
MRT 2545 Easy T4 S2 400° OLD	X	X
MRT 2550 Privilege Plus OLD	-	X
MRT 3050 Privilege Plus OLD	-	X
MRT 3255 Privilege Plus OLD	-	X
MRT-X 1840 Easy 360° OLD	X	-
MRT-X 1840 Easy 400° OLD	X	-
MRT-X 2150 Privilege Plus OLD	X	-
MRT-X 2470 Privilege Plus OLD	-	X
MRT-X 2545 Easy 360° OLD	X	X
MRT-X 2545 Easy 400° OLD	X	X
MRT-X 2550 Privilege Plus OLD	-	X
MRT-X 3050 Privilege Plus OLD	-	X
MRT-X 3255 Privilege Plus OLD	-	X

TABLE SYMBOL					
	No predisposition required		Hydraulic line		Return piping to hydraulic oil tank
	Electric predisposition		Platform predisposition		Tyre handler, cylinder handler predisposition



Head Office

B.P. 249 - 430 rue de l'Aubinière
44150 Ancenis Cedex - France

Tel: +33 (0)2 40 09 10 11 - Fax: +33 (0)2 40 09 10 97

www.manitou.com



This publication provides a description of the configuration versions and options for Manitou products, which may differ for equipment. The equipment presented in this brochure may be part of a series, as an option, or it may not be available, depending on the versions. Manitou reserves the right, at any time and without notice, to amend the specifications described and represented. The specifications provided do not bind the manufacturer. For more details, please contact your Manitou agent. This is not a contractually binding document. The presentation of the products is not contractually binding. List of specifications non-exhaustive. The logos as well as the visual identity of the company are owned by Manitou and cannot be used without authorisation. All rights reserved. The photos and diagrams contained in this brochure are only provided for consultation and information purposes.

MANITOU BF SA - Limited company with board of directors - Share capital: 39,668,399 euros - 857 802 508 RCS Nantes