

Technical sheet :

# EXTENSION JIB WITH WINCH



## Technical characteristics

- Wide range of crane with winch from 600 kg / 1323 lb to 2000 kg / 4410 lb with a forward reach max. from 4 m / 13 ft to 2.5 m / 8 ft.
- Oil immersed negative brakes.
- Safety: homologated swil self locking hook.
- Limit switch sensor (up and down).

[The 3D picture at the top of this page is the reference PT 1000 - 921326].

## Customer benefits




- Handling solution for suspended loads for all type of building sites.
- Turn your telehandler into a crane.
- Perfect for transporting and placing beams, frames and other suspended loads.
- Improves the forward reach of the telehandler.
- Its winch allows to gain greater flexibility while keeping an important forward reach.
- Tubular structure designed for an optimal weight/rigidity ratio.

Technical characteristics		JW 1950 LB	JW 2500 / 2000 35M	JW 3000 / 1500 44M	JW 4100 / 600 68M	JW 4100 / 1000 34M	PT 600	PT 1000	PT 1500	PT 2000 (a)	PT 2000 (b)
Distance to center of gravity (mm)		1153	885	962	1157	1157	1107	1107	927	857	857
Working height (mm)	h21	27000	24000	35000	38000	27000	38000	27000	35000	24000	24000
<b>Capacities</b>											
Capacity (kg)		884	2000	1500	600	1000	600	1000	1500	2000	2000
<b>Weight</b>											
Overall weight (kg)		382	400	368	94	299	278	299	370	389	400
<b>Dimensions</b>											
Max. outreach (mm)		3542	2008	2633	3703	3542	4104	4104	2633	2008	2008
<b>Weight and dimensions</b>											
Overall length (mm)	l1	4107	2516	2990	4107	4107	4104	3949	2887	2388	2387
Cable		1 loop	1 loop	Direct	Direct	1 loop	Direct	1 loop	Direct	1 loop	1 loop
Width (mm)		810	815	815	810	810	815	815	815	815	815
Cable length (mm)		56000	70000	37000	40000	56000	40000	56000	37000	49000	70000
<b>Working Parameters</b>											
Required machine equipment											
Hook Speed (m/mn)		44	24	48	94	44	94	44	48	24	24

Machines compatibility	JW 1950 LB	JW 2500 / 2000 35M	JW 3000 / 1500 44M	JW 4100 / 600 68M	JW 4100 / 1000 34M	PT 600	PT 1000	PT 1500	PT 2000 (a)	PT 2000 (b)
Reference number E-RECO	52718275	52717582	52717710	52719496	52719497	921325	921326	921330	921331	939392
MRT 1645 75	-	X	X	X	X	X	X	X	X	X
MRT 1645 115	-	X	X	X	X	X	X	X	X	X
MRT 1845 75	-	X	X	X	X	X	X	X	X	X
MRT 1845 115	-	X	X	X	X	X	X	X	X	X
MRT 2145 115	-	X	X	X	X	X	X	X	X	X
MRT 2260	X	X	X	X	X	X	X	X	X	X
MRT 2260 e	X	X	X	X	X	-	-	-	-	-
MRT 2545 115	-	X	X	X	X	X	X	X	X	X
MRT 2570	X	X	X	X	X	X	X	X	X	X
MRT 2660	X	X	X	X	X	X	X	X	X	X
MRT 2660 e	X	X	X	X	X	-	-	-	-	-
MRT 3060	X	X	X	X	X	X	X	X	X	X
MRT 3570	X	X	X	X	X	X	X	X	X	X
MRT 3570 ES	X	X	X	X	X	X	X	X	X	X
MRT-X 1645	-	X	X	X	X	X	X	X	X	X
MRT-X 1845	-	X	X	X	X	X	X	X	X	X
MRT-X 2145	-	X	X	X	X	X	X	X	X	X
MRT-X 2260	X	X	X	X	X	X	X	X	X	X
MRT-X 2545	-	X	X	X	X	X	X	X	X	X
MRT-X 2570	X	X	X	X	X	X	X	X	X	X
MRT-X 2660	X	X	X	X	X	X	X	X	X	X
MRT-X 3060	X	X	X	X	X	X	X	X	X	X
MRT-X 3570	X	X	X	X	X	X	X	X	X	X
MRT-X 3570 ES	X	X	X	X	X	X	X	X	X	X
MRT 1440 Easy T4 S2 400° <b>OLD</b>	-	-	-	-	-	X	X	X	-	-
MRT 1640 Easy T4 S2 360° <b>OLD</b>	-	-	-	-	-	X	X	X	X	-
MRT 1640 Easy T4 S2 400° <b>OLD</b>	-	-	-	-	-	X	X	X	-	-
MRT 1840 Easy T4 S1 360° <b>OLD</b>	-	-	-	-	-	-	X	-	-	-
MRT 1840 Easy T4 S1 400° <b>OLD</b>	-	-	-	-	-	-	X	-	-	-
MRT 1840 Easy T4 S2 360° <b>OLD</b>	-	-	-	-	-	X	X	X	X	-
MRT 1840 Easy T4 S2 400° <b>OLD</b>	-	-	-	-	-	X	X	X	X	-
MRT 2145 Easy T4 S2 360° <b>OLD</b>	-	-	-	-	-	X	X	X	X	-
MRT 2145 Easy T4 S2 400° <b>OLD</b>	-	-	-	-	-	X	X	X	X	-
MRT 2150 Privilege Plus <b>OLD</b>	-	-	-	-	-	X	X	X	X	-
MRT 2470 Privilege Plus <b>OLD</b>	-	-	-	-	-	X	-	X	-	X
MRT 2545 Easy T4 S2 360° <b>OLD</b>	-	-	-	-	-	X	X	X	X	X
MRT 2545 Easy T4 S2 400° <b>OLD</b>	-	-	-	-	-	X	X	X	X	X
MRT 2550 Privilege Plus <b>OLD</b>	-	-	-	-	-	X	X	X	-	X
MRT 3050 Privilege Plus <b>OLD</b>	-	-	-	-	-	X	X	X	-	X
MRT 3255 Privilege Plus <b>OLD</b>	-	-	-	-	-	X	-	X	-	X
MRT-X 1840 Easy 360° <b>OLD</b>	-	-	-	-	-	X	X	X	X	-
MRT-X 1840 Easy 400° <b>OLD</b>	-	-	-	-	-	X	X	X	X	-
MRT-X 2145 Easy 360° <b>OLD</b>	-	-	-	-	-	X	X	X	-	-
MRT-X 2145 Easy 400° <b>OLD</b>	-	-	-	-	-	X	X	X	-	-
MRT-X 2150 Privilege Plus <b>OLD</b>	-	-	-	-	-	X	X	X	X	-
MRT-X 2470 Privilege Plus <b>OLD</b>	-	-	-	-	-	X	-	X	-	X
MRT-X 2545 Easy 360° <b>OLD</b>	-	-	-	-	-	X	X	X	X	X
MRT-X 2545 Easy 400° <b>OLD</b>	-	-	-	-	-	X	X	X	X	X
MRT-X 2550 Privilege Plus <b>OLD</b>	-	-	-	-	-	X	X	X	-	X
MRT-X 3050 Privilege Plus <b>OLD</b>	-	-	-	-	-	X	X	X	-	X
MRT-X 3255 Privilege Plus <b>OLD</b>	-	-	-	-	-	X	-	X	-	X

TABLE SYMBOL	
	No predisposition required
	Hydraulic line
	Return piping to hydraulic oil tank

TABLE SYMBOL

	Electric predisposition		Platform predisposition		Tyre handler, cylinder handler predisposition
--	-------------------------	--	-------------------------	--	---



**Head Office**

B.P. 249 - 430 rue de l'Aubinière  
44150 Ancenis Cedex - France

Tel: +33 (0)2 40 09 10 11 - Fax: +33 (0)2 40 09 10 97

[www.manitou.com](http://www.manitou.com)



This publication provides a description of the configuration versions and options for Manitou products, which may differ for equipment. The equipment presented in this brochure may be part of a series, as an option, or it may not be available, depending on the versions. Manitou reserves the right, at any time and without notice, to amend the specifications described and represented. The specifications provided do not bind the manufacturer. For more details, please contact your Manitou agent. This is not a contractually binding document. The presentation of the products is not contractually binding. List of specifications non-exhaustive. The logos as well as the visual identity of the company are owned by Manitou and cannot be used without authorisation. All rights reserved. The photos and diagrams contained in this brochure are only provided for consultation and information purposes.

MANITOU BF SA - Limited company with board of directors - Share capital: 39,668,399 euros - 857 802 508 RCS Nantes