

Technical sheet :

FAST OPENING PLATFORM



Customer benefits

- Flexibility on aerial working situations.
- User-friendly opening system, complete opening/closing within 50 seconds.
- Heavy duty, galvanized structure for an improved longevity.
- Non-slip metal floor.
- Expandable sides are independent.
- Fork sleeves for yard handling.

Technical characteristics

- Capacity 365/1000/700 kg including 3 people.
- Unfolded working width 4,4 m.
- Slewing platform +/- 90° on both sides.
- Legally approved for 3 persons.
- Accessible from 3 sides (2x Side + 1 front).
- version "D": right access with side door.
- version "DD": front and right access with side door.
- Overload sensor.
- Fork sleeves: 238 mm x 100 mm.







Technical characteristics		PSE 4400 / 365	PSE 4400 / 365 (MHT)	PSE 4400 / 365 (MRT)	PSE 4400 / 365 D	PSE 4400 / 365 D (MRT)	PSE 4400 / 365 DD	PSE 4400 / 365 DD (MRT)	PSE 4400 / 700 D	PSE 4400 / 700 D (MRT)	PSE 4400 / 1000 D
Capacity including people (kg)		365	365	365	365	365	365	365	700	700	1000
Number of people		3	3	3	3	3	3	3	3	3	3
Distance to center of gravity (mm)		1187	1187	1297	1297	1297	1187	1383	1187	1187	1187
Weight											
Overall weight (kg)		650	350	670	670	670	690	690	1030	1030	1030
Weight and dimensions											
Overall height (mm)	h17	1300	1300	1300	1300	1300	1312	1312	1312	1312	1312
Overall length (mm)	l1	2430	2430	2430	2430	2430	2261	2261	2261	2261	2261
Width minimum (mm)		2281	2281	2281	2282	2282	2282	2282	2282	2282	2282
Width maximum (mm)		4388	4388	4388	4388	4388	4348	4348	4348	4348	4348
Depth (mm)	p5	1150	1150	1150	1150	1150	1150	1150	1150	1150	1150
Working Parameters											
Machine Equipment											
Rotation 1 (°)		90	90	90	90	90	90	90	90	90	90
Rotation 2 (°)		90	90	90	90	90	90	90	90	90	90

Machines compatibility		PSE 4400 / 365	PSE 4400 / 365 (MHT)	PSE 4400 / 365 (MRT)	PSE 4400 / 365 D	PSE 4400 / 365 D (MRT)	PSE 4400 / 365 DD	PSE 4400 / 365 DD (MRT)	PSE 4400 / 700 D	PSE 4400 / 700 D (MRT)	PSE 4400 / 1000 D
Reference number		-	-	-	939021	-	53012073	-	939023	-	939022
MT-X 1440 A		-	-	-	X	-	-	-	X	-	X
MT-X 1840 A		-	-	-	X	-	-	-	X	-	X
MT 1135 HA Easy ST5 OLD		-	-	-	X	-	X	-	X	-	X
MT 1335 HA easy ST5 OLD		-	-	-	X	-	X	-	X	-	X
MT 1440 A OLD		-	-	-	X	-	X	-	X	-	X
MT 1440 HA OLD		-	-	-	X	-	X	-	X	-	X
MT 1840 A OLD		-	-	-	X	-	X	-	X	-	X
MT 1840 HA OLD		-	-	-	X	-	X	-	X	-	X
Reference number E-RECO		914500	5272782	52719248	939750	52686224	53012074	52719250	939020	52719251	939500
MHT 10135 ST5		-	X	-	-	-	-	-	-	-	-
MHT 10160 ST5		-	X	-	-	-	-	-	-	-	-
MHT 10200 ST5		-	X	-	-	-	-	-	-	-	-
MHT 11250 Mining ST5		-	X	-	-	-	-	-	-	-	-
MHT 11250 ST5		-	X	-	-	-	-	-	-	-	-
MHT-X 10135 ST3A		-	X	-	-	-	-	-	-	-	-
MHT-X 10160 ST3A		-	X	-	-	-	-	-	-	-	-
MHT-X 10200 ST3A		-	X	-	-	-	-	-	-	-	-
MHT-X 11250 Mining		-	X	-	-	-	-	-	-	-	-
MHT-X 11250 ST3A		-	X	-	-	-	-	-	-	-	-
MRT 1645 75		-	-	X	-	X	X	X	-	X	-
MRT 1645 115		-	-	X	-	X	X	X	-	X	-
MRT 1845 75		-	-	X	-	X	X	X	-	X	-
MRT 1845 115		-	-	X	-	X	X	X	-	X	-
MRT 2145 115		-	-	X	-	X	X	X	-	X	-
MRT 2260		-	-	X	-	X	X	X	-	X	-
MRT 2260 e		-	-	X	-	X	-	X	-	X	-
MRT 2545 115		-	-	X	-	X	X	X	-	X	-
MRT 2570		-	-	X	-	X	X	X	-	X	-
MRT 2660		-	-	X	-	X	X	X	-	X	-
MRT 2660 e		-	-	X	-	X	-	X	-	X	-
MRT 3060		-	-	X	-	X	X	X	-	X	-
MRT 3570		-	-	X	-	X	X	X	-	X	-
MRT 3570 ES		-	-	X	-	X	X	X	-	X	-
MRT-X 1645		-	-	X	-	X	X	X	-	X	-
MRT-X 1845		-	-	X	-	X	X	X	-	X	-
MRT-X 2145		-	-	X	-	X	X	X	-	X	-
MRT-X 2260		-	-	X	-	X	X	X	-	X	-
MRT-X 2545		-	-	X	-	X	X	X	-	X	-
MRT-X 2570		-	-	X	-	X	X	X	-	X	-
MRT-X 2660		-	-	X	-	X	X	X	-	X	-
MRT-X 3060		-	-	X	-	X	X	X	-	X	-
MRT-X 3570		-	-	X	-	X	X	X	-	X	-
MRT-X 3570 ES		-	-	X	-	X	X	X	-	X	-
MHT 790 OLD		X	-	-	-	-	-	-	-	-	-
MRT 1440 Easy 3B S2 400° OLD		X	-	-	-	-	-	-	-	-	-
MRT 1440 Easy T4 S1 400° OLD		X	-	-	-	-	-	-	-	-	-
MRT 1440 Easy T4 S2 400° OLD		X	-	-	-	-	-	-	-	-	-
MRT 1640 Easy 3B S2 360° OLD		X	-	-	-	-	-	-	-	-	-
MRT 1640 Easy 3B S2 400° OLD		X	-	-	-	-	-	-	-	-	-
MRT 1640 Easy T4 S1 360° OLD		X	-	-	-	-	-	-	-	-	-
MRT 1640 Easy T4 S1 400° OLD		X	-	-	-	-	-	-	-	-	-
MRT 1640 Easy T4 S2 360° OLD		X	-	-	X	-	X	-	X	-	X
MRT 1640 Easy T4 S2 400° OLD		X	-	-	-	-	-	-	-	-	-
MRT 1840 Easy 3B S2 360° OLD		X	-	-	-	-	-	-	X	-	-
MRT 1840 Easy 3B S2 400° OLD		X	-	-	-	-	-	-	X	-	-
MRT 1840 Easy T4 S1 360° OLD		X	-	-	-	-	-	-	-	-	-
MRT 1840 Easy T4 S1 400° OLD		X	-	-	-	-	-	-	-	-	-
MRT 1840 Easy T4 S2 360° OLD		X	-	-	X	-	X	-	-	-	X
MRT 1840 Easy T4 S2 400° OLD		X	-	-	X	-	X	-	-	-	X

Technical characteristics		PSE 4400 / 1000 D (MHT)	PSE 4400 / 1000 D (MRT)
Capacity including people (kg)		1000	1000
Number of people		3	3
Distance to center of gravity (mm)		1187	1187
Weight			
Overall weight (kg)		-	1030
Weight and dimensions			
Overall height (mm)	h17	1030	1312
Overall length (mm)	l1	2261	2261
Width minimum (mm)		2282	2282
Width maximum (mm)		4348	4348
Depth (mm)	p5	1150	1150
Working Parameters			
Machine Equipment			
Rotation 1 (°)		90	90
Rotation 2 (°)		90	90

Machines compatibility	PSE 4400 / 1000 D (MHT)	PSE 4400 / 1000 D (MRT)
Reference number	-	-
Reference number E-RECO	52727783	52619610
MHT 10135 ST5	X	-
MHT 10160 ST5	X	-
MHT 10200 ST5	X	-
MHT 11250 Mining ST5	X	-
MHT 11250 ST5	X	-
MHT-X 10135 ST3A	X	-
MHT-X 10160 ST3A	X	-
MHT-X 10200 ST3A	X	-
MHT-X 11250 Mining	X	-
MHT-X 11250 ST3A	X	-
MRT 1645 75	-	X
MRT 1645 115	-	X
MRT 1845 75	-	X
MRT 1845 115	-	X
MRT 2145 115	-	X
MRT 2260	-	X
MRT 2260 e	-	X
MRT 2545 115	-	X
MRT 2570	-	X
MRT 2660	-	X
MRT 2660 e	-	X
MRT 3060	-	X
MRT 3570	-	X
MRT 3570 ES	-	X
Reference number E-RECO 2	52747068	52719669
MHT 10135 ST5	X	-
MHT 10160 ST5	X	-
MHT 10200 ST5	X	-
MHT 11250 Mining ST5	X	-
MHT 11250 ST5	X	-
MHT-X 10135 ST3A	X	-
MHT-X 10160 ST3A	X	-
MHT-X 10200 ST3A	X	-
MHT-X 11250 Mining	X	-
MHT-X 11250 ST3A	X	-
MRT 1645 75	-	X
MRT 1645 115	-	X
MRT 1845 75	-	X
MRT 1845 115	-	X
MRT 2145 115	-	X
MRT 2260	-	X
MRT 2260 e	-	X
MRT 2545 115	-	X
MRT 2570	-	X
MRT 2660	-	X
MRT 2660 e	-	X
MRT 3060	-	X
MRT 3570	-	X

Machines compatibility	PSE 4400 / 1000 D (MHT)	PSE 4400 / 1000 D (MRT)
MRT 3570 ES	-	X
MRT-X 1645	-	X
MRT-X 1845	-	X
MRT-X 2145	-	X
MRT-X 2260	-	X
MRT-X 2545	-	X
MRT-X 2570	-	X
MRT-X 2660	-	X
MRT-X 3060	-	X
MRT-X 3570	-	X
MRT-X 3570 ES	-	X

TABLE SYMBOL					
	No predisposition required		Hydraulic line		Return piping to hydraulic oil tank
	Electric predisposition		Platform predisposition		Tyre handler, cylinder handler predisposition



Head Office

B.P. 249 - 430 rue de l'Aubinière

44150 Ancenis Cedex - France

Tel: +33 (0)2 40 09 10 11 - Fax: +33 (0)2 40 09 10 97

www.manitou.com



This publication provides a description of the configuration versions and options for Manitou products, which may differ for equipment. The equipment presented in this brochure may be part of a series, as an option, or it may not be available, depending on the versions. Manitou reserves the right, at any time and without notice, to amend the specifications described and represented. The specifications provided do not bind the manufacturer. For more details, please contact your Manitou agent. This is not a contractually binding document. The presentation of the products is not contractually binding. List of specifications non-exhaustive. The logos as well as the visual identity of the company are owned by Manitou and cannot be used without authorisation. All rights reserved. The photos and diagrams contained in this brochure are only provided for consultation and information purposes.

MANITOU BF SA - Limited company with board of directors - Share capital: 39,668,399 euros - 857 802 508 RCS Nantes