

MOWER (COMPACT MACHINES)

MISCELLANEOUS ATTACHMENTS



GEHL®

Customer benefits


- Must-have attachment for parks and gardens maintenance.
- Efficient work, cuts grass and small branches in one shot.
- Equipped with a floating deck to work on rough terrain with ease.
- Equipped with chains on the front to minimize projections.

Technical characteristics







- Cut grass up to 30 mm high and small branches up to 2-3 cm diameter.
- Equipped with hammer tools.
- Front protection chains.
- Floating mower deck.
- Machine equipment needed : Hydraulic line - High flow - Return to pipe - Continuous hydraulics - Speed limiter

[The 3D picture at the top of this page is the reference MV 1500 - 52728002].

 **ATTACHMENTS**

Weight		MV 1500
Overall weight (kg)		268
Weight and dimensions		
Overall height (mm)	h17	633
Overall length (mm)	l1	999
Width (mm)		1664
Working Parameters		
Machine Equipment		

Compatibilité machine		MV 1500
All-Tach®		52728002
4 point Carriage		52741076
Euro Carriage		52741075
GCT 3-14		X
GCT 3-14		X
GCT 3-14 +		X
GCT 3-14+		X
ULM 412 H		X
ULM 412 H		X
ULM 415 H		X
ULM 415 H		X

TABLEAU DES SYMBOLES					
	Aucune prédisposition requise		Ligne hydraulique en tête de flèche		Retour hydraulique au réservoir
	Prédisposition électrique		Prédisposition nacelle		Prédisposition pinces à pneus, pinces à vérins



GEHL®

Siège Social
P.O. Box 179 - One Gehl Way - West Bend, WI, USA 53095
Tel: (262) 334-9461 - Fax: (262) 338-7517
www.gehl.com



This brochure describes versions and configuration options for Gehl products which may be fitted with different equipment. The equipment described in this brochure may be standard, optional or not available depending on version. Gehl reserves the right to change the specifications shown and described at any time and without prior warning. The manufacturer is not liable for the specifications given. For more information, contact your Gehl dealer. Non-contractual document. Product descriptions may differ from actual products. List of specifications is not comprehensive. The logos and visual identity of the company are the property of Gehl and may not be used without authorization. All rights reserved. The photos and diagrams contained in this brochure are provided for information only.

MANITOU EQUIPMENT AMERICAS, LLC - Limited company with board of directors - Share capital: 39,668,399 euros - 857 802 508 RCS West Bend