

Technical sheet :

FLOATING FORKS CARRIAGE (MLT - MT)



Technical characteristics

- Load backrest standard.
- Fork leveling.







[The 3D picture at the top of this page is the reference TFF 35 MT (a) - 654093].

Customer benefits

- Solution adapted to uneven ground: floating forks + leveling.

| Capacities | | CAF 1000 / 2.5 LB | TFF 35 MT (UK) | TFF 75 MT |
|----------------------------|-----|-------------------|----------------|-----------|
| Capacity (kg) | | 2500 | 3500 | 7500 |
| Weight | | | | |
| Overall weight (kg) | | 243 | - | - |
| Weight and dimensions | | | | |
| Overall height (mm) | h17 | 989 | - | - |
| Overall length (mm) | l1 | 1384 | - | - |
| Overall width (mm) | b1 | 1156 | - | - |
| Width (mm) | | - | 1140 | 1495 |
| Working Parameters | | | | |
| Required machine equipment | | ✗ | ✗ | ✗ |
| Minimum forks spread (mm) | b5 | 226 | - | - |
| Maximum forks spread (mm) | b5 | 924 | 1040 | 1430 |
| Available fork dimensions | | | | |
| 100 x 45 x 1100 | | 52651740 | | |
| 100 x 50 x 1200 | | | 788793 | |
| 200 x 60 x 1200 | | | | 528083 |
| 200 x 60 x 1500 | | | | 578154 |

| Machines compatibility | CAF 1000 / 2.5 LB | TFF 35 MT (UK) | TFF 75 MT |
|--------------------------------|-------------------|----------------|-----------|
| Reference number | 52651740 | - | 504280 |
| MLT 850-145 V+ | - | - | X |
| MLT 961-160 V+ L | - | - | X |
| MLFX 850-145 V+ | - | - | X |
| MLFX 961-160 V+ L | - | - | X |
| MT 420 H SKID | X | - | - |
| MTA 519 H | X | - | - |
| MT 733 Easy OLD | - | X | - |
| MT 933 Easy OLD | - | X | - |
| MT 1033 easy OLD | - | X | - |
| MT 1135 easy ST5 OLD | - | X | - |
| MT 1135 H easy ST5 OLD | - | X | - |
| MT 1135 HA Easy ST5 OLD | - | X | - |
| MT 1135 ST5 OLD | - | X | - |
| MT 1335 OLD | - | X | - |
| MT 1335 easy ST5 OLD | - | X | - |
| MT 1335 H easy ST5 OLD | - | X | - |
| MT 1335 HA easy ST5 OLD | - | X | - |
| MT-X 733 OLD | - | X | - |
| MT-X 1033 OLD | - | X | - |

| TABLE SYMBOL | | | | | |
|---|----------------------------|---|-------------------------|---|---|
|  | No predisposition required |  | Hydraulic line |  | Return piping to hydraulic oil tank |
|  | Electric predisposition |  | Platform predisposition |  | Tyre handler, cylinder handler predisposition |



Head Office

B.P. 249 - 430 rue de l'Aubinière
44150 Ancenis Cedex - France

Tel: +33 (0)2 40 09 10 11 - Fax: +33 (0)2 40 09 10 97

www.manitou.com



This publication provides a description of the configuration versions and options for Manitou products, which may differ for equipment. The equipment presented in this brochure may be part of a series, as an option, or it may not be available, depending on the versions. Manitou reserves the right, at any time and without notice, to amend the specifications described and represented. The specifications provided do not bind the manufacturer. For more details, please contact your Manitou agent. This is not a contractually binding document. The presentation of the products is not contractually binding. List of specifications non-exhaustive. The logos as well as the visual identity of the company are owned by Manitou and cannot be used without authorisation. All rights reserved. The photos and diagrams contained in this brochure are only provided for consultation and information purposes.

MANITOU BF SA - Limited company with board of directors - Share capital: 39,668,399 euros - 857 802 508 RCS Nantes