

Technical sheet :

FORESTRY AND STONE MULCHER





Technical characteristics

- 60 cm³ variable displacement hydraulic piston motor.
- Transmission via 4 XPB V-belts.
- Working pressure control gauge. It indicates if the rotor is blocked (P=210 bars) and to regulate its forward speed if necessary.
- Anti-wear steel shredding chamber with 3 rows of inner cover knives.
- Rotor equipped with quick attach fixed hammers.
- Hydraulic block with pressure relief valve and 12V diverter valve.
- Adjustable skids.
- Hydraulically adjustable hood with 2 rows of inner cover knives.
- Manual adjustment of the brush guard (4 positions).







[The 3D picture at the top of this page is the reference M 1950 SK - 52845080]

Customer benefits

- **Versatility:** forestry mulcher capable of crushing stones.
 - Land clearing and soil preparation.
 - Shredding heavy vegetation / overgrowth.
 - Forest road creation & maintenance.
- **Performance:**
 - Adjustable hood to facilitate mulching capacity in thick vegetation in the open position and to refine the mulching and limit forward projections in the closed position.
 - Adjustable brush guard to guide and facilitate the penetration of vegetation into the mulcher.
 - Equipped with inner cover knives, increasing productivity.
- **Security :** Protection chains at the rear to limit projections.
- **Maintenance :** Easy and quick teeth replacement.

Weight		M 1800 SK	M 1950 SK
Overall weight (kg)		820	880
Weight and dimensions			
Overall height (mm)	h17	1149	1149
Overall length (mm)	l1	1025	1025
Width (mm)		1775	1955
Working Parameters			
Required machine equipment			
Hood type		Hydraulic	Hydraulic
Brush guard		manual	manual
Working width (mm)		1500	1680
Minimum hydraulic requirements (l/min)		60	60
Maximum hydraulic requirements (l/min)		130	130
Number of blade		32	36
Maximum tree diameter (mm)		150	150
Blade type		Forestry and stone	Forestry and stone
Other Data for Attachments			
E-RECO		No	No
Connection system		Universal Quick-attach	Universal Quick-attach

Machines compatibility	M 1800 SK	M 1950 SK
All-Tach®	52830830	52845080
1650R	X	-
1650RT	X	-
2100V	-	X
2100VT	-	X
2300V	-	X
2300VT	-	X
2750V	-	X
2750VT	-	X
R165	X	-
RT165	X	-
V210	-	X
V230	-	X
V275	-	X
VT210	-	X
VT230	-	X
VT275	-	X

TABLE SYMBOL					
	No predisposition required		Hydraulic line		Return piping to hydraulic oil tank
	Electric predisposition		Platform predisposition		Tyre handler, cylinder handler predisposition



Head Office

B.P. 249 - 430 rue de l'Aubinière
44150 Ancenis Cedex - France

Tel: +33 (0)2 40 09 10 11 - Fax: +33 (0)2 40 09 10 97

www.manitou.com



This publication provides a description of the configuration versions and options for Manitou products, which may differ for equipment. The equipment presented in this brochure may be part of a series, as an option, or it may not be available, depending on the versions. Manitou reserves the right, at any time and without notice, to amend the specifications described and represented. The specifications provided do not bind the manufacturer. For more details, please contact your Manitou agent. This is not a contractually binding document. The presentation of the products is not contractually binding. List of specifications non-exhaustive. The logos as well as the visual identity of the company are owned by Manitou and cannot be used without authorisation. All rights reserved. The photos and diagrams contained in this brochure are only provided for consultation and information purposes.

MANITOU BF SA - Limited company with board of directors - Share capital: 39,668,399 euros - 857 802 508 RCS Nantes