

Technical sheet :

# **GENERAL PURPOSE BUCKET ESSENTIAL**

---



## **Customer benefits**

- A bucket for all construction applications.
- Dedicated to heavy bulk: sand, earth, stones, gravels, etc.
- Tested at the R&D Center on high demanding applications.
- Designed and validated by Manitou.

## **Technical characteristics**







- Capacity: 400 up to 1000L.
- For material density up to 2100 kg/m<sup>3</sup>.
- Simplified structure with straight sides.
- Integrated level indicator.
- No side strengthener.

[The 3D picture at the top of this page is the reference BGP 2000 / 800 Essential - 52688160].

| Technical characteristics          |     | BGP 1500 / 400 Essential | BGP 1850 / 750 Essential | BGP 2000 / 800 Essential | BGP 2300 / 900 Essential | BGP 2450 / 1000 Essential |
|------------------------------------|-----|--------------------------|--------------------------|--------------------------|--------------------------|---------------------------|
| Distance to center of gravity (mm) |     | 417                      | 422                      | 425                      | 429                      | 434                       |
| <b>Capacities</b>                  |     |                          |                          |                          |                          |                           |
| Capacity (kg)                      |     | 827                      | 1550                     | 1684                     | 1955                     | 2089                      |
| Heaped capacity (l)                |     | 394                      | 738                      | 802                      | 931                      | 995                       |
| Struck capacity (l)                |     | 311                      | 574                      | 622                      | 718                      | 766                       |
| <b>Weight</b>                      |     |                          |                          |                          |                          |                           |
| Overall weight (kg)                |     | 161                      | 326                      | 345                      | 379                      | 397                       |
| <b>Weight and dimensions</b>       |     |                          |                          |                          |                          |                           |
| Overall height (mm)                | h17 | 625                      | 786                      | 786                      | 786                      | 786                       |
| Overall length (mm)                | l1  | 812                      | 975                      | 925                      | 975                      | 925                       |
| Width (mm)                         |     | 1500                     | 1850                     | 2000                     | 2300                     | 2450                      |
| Depth (mm)                         | p5  | 627                      | 817                      | 817                      | 817                      | 817                       |
| <b>Working Parameters</b>          |     |                          |                          |                          |                          |                           |
| Machine Equipment                  |     | ✗                        | ✗                        | ✗                        | ✗                        | ✗                         |

| Machines compatibility | BGP 1500 / 400 Essential | BGP 1850 / 750 Essential | BGP 2000 / 800 Essential | BGP 2300 / 900 Essential | BGP 2450 / 1000 Essential |
|------------------------|--------------------------|--------------------------|--------------------------|--------------------------|---------------------------|
| Reference number       | -                        | 52690766                 | 52688160                 | 52690756                 | 52658055                  |
| All-Tach®              | 52702290                 | -                        | -                        | -                        | -                         |
| 4 point Camage         | 52723638                 | -                        | -                        | -                        | -                         |
| Euro Camage            | 52723639                 | -                        | -                        | -                        | -                         |
| AL530                  | X                        | -                        | -                        | -                        | -                         |
| GCT 3-14               | X                        | -                        | -                        | -                        | -                         |
| GCT 3-14 +             | X                        | -                        | -                        | -                        | -                         |
| MLA 5-50 H             | X                        | -                        | -                        | -                        | -                         |
| MLT 630-115            | -                        | -                        | X                        | -                        | -                         |
| MLT 630-115 V          | -                        | -                        | X                        | -                        | -                         |
| MLT 630-115 V CP       | -                        | -                        | X                        | -                        | -                         |
| MLT 635-130 PS+        | -                        | -                        | -                        | -                        | X                         |
| MLT 635-140 V+         | -                        | -                        | -                        | -                        | X                         |
| MLT 730-115 V          | -                        | -                        | X                        | -                        | -                         |
| MLT 730-115 V CP       | -                        | -                        | X                        | -                        | -                         |
| MLT 733-115 LSU        | -                        | -                        | -                        | -                        | X                         |
| MLT 737-130 PS+        | -                        | -                        | -                        | -                        | X                         |
| MLT 741-130 PS+        | -                        | -                        | -                        | -                        | X                         |
| MLT 741-140 V+         | -                        | -                        | -                        | -                        | X                         |
| MLT 841-145 PS+        | -                        | -                        | -                        | -                        | X                         |
| MLT 940-140 V+         | -                        | -                        | -                        | -                        | X                         |
| MLT 1041-145 PS+L      | -                        | -                        | -                        | -                        | X                         |
| MLFX 732               | -                        | -                        | -                        | -                        | X                         |
| MLFX 735 T LSU         | -                        | -                        | -                        | -                        | X                         |
| MLFX 735 T LSU (70 KW) | -                        | -                        | -                        | -                        | X                         |
| MLFX 737-130 PS+       | -                        | -                        | -                        | -                        | X                         |
| MLFX 741 T LSU         | -                        | -                        | -                        | -                        | X                         |
| MLFX 841 - 145 PS+     | -                        | -                        | -                        | -                        | X                         |
| MLFX 1035 LT LSU       | -                        | -                        | -                        | -                        | X                         |
| MLFX 1041-145 PS+L     | -                        | -                        | -                        | -                        | X                         |
| MT 625 H               | -                        | X                        | -                        | -                        | -                         |
| MT 625 H Comfort       | -                        | X                        | -                        | -                        | -                         |
| MT 625 HA              | -                        | X                        | -                        | -                        | -                         |
| MT 730 H               | -                        | -                        | X                        | -                        | -                         |
| MT 735 75D ST5         | -                        | -                        | X                        | -                        | X                         |
| MT 930 H               | -                        | -                        | X                        | -                        | -                         |
| MT 930 HA              | -                        | -                        | X                        | -                        | -                         |
| MT 935 75D ST5         | -                        | -                        | X                        | -                        | X                         |
| MT 1135 75 D           | -                        | -                        | X                        | -                        | X                         |
| MT 1135 H 100D         | -                        | -                        | -                        | -                        | X                         |
| MT 1335 75D ST5        | -                        | -                        | X                        | -                        | X                         |
| MT 1335 100D ST5       | -                        | -                        | X                        | -                        | X                         |
| MT 1335 H 75D ST5      | -                        | -                        | X                        | -                        | X                         |
| MT 1335 H 100D ST5     | -                        | -                        | X                        | -                        | X                         |
| MT 1440 A ST5          | -                        | -                        | X                        | X                        | X                         |
| MT 1440 easy ST5       | -                        | -                        | X                        | X                        | X                         |
| MT 1440 HA ST5         | -                        | -                        | X                        | X                        | X                         |
| MT 1440 ST5            | -                        | -                        | X                        | X                        | X                         |
| MT 1840 A 100D ST5 S1  | -                        | -                        | X                        | X                        | X                         |
| MT 1840 easy ST5       | -                        | -                        | X                        | X                        | X                         |
| MT 1840 HA             | -                        | -                        | X                        | X                        | X                         |
| MT 1840 ST5            | -                        | -                        | X                        | X                        | X                         |
| MT-FX 733              | -                        | -                        | X                        | X                        | X                         |
| MT-FX 733 Mining       | -                        | -                        | -                        | X                        | -                         |
| MT-FX 1033             | -                        | -                        | X                        | X                        | X                         |
| MT-FX 1033 Mining      | -                        | -                        | -                        | X                        | -                         |
| MT-FX 1033 A Mining    | -                        | -                        | -                        | X                        | -                         |
| MT-FX 1440             | -                        | -                        | X                        | X                        | X                         |
| MT-FX 1440 A           | -                        | -                        | X                        | X                        | X                         |
| MT-FX 1840             | -                        | -                        | X                        | X                        | X                         |
| MT-FX 1840 A           | -                        | -                        | X                        | X                        | X                         |
| ULM 412 H              | X                        | -                        | -                        | -                        | -                         |
| ULM 412 H              | X                        | -                        | -                        | -                        | -                         |

| Machines compatibility          | BGP 1500 / 400 Essential | BGP 1850 / 750 Essential | BGP 2000 / 800 Essential | BGP 2300 / 900 Essential | BGP 2450 / 1000 Essential |
|---------------------------------|--------------------------|--------------------------|--------------------------|--------------------------|---------------------------|
| ULM 415 H                       | X                        | -                        | -                        | -                        | -                         |
| ULM 415 H                       | X                        | -                        | -                        | -                        | -                         |
| MLT 630-105 ST4 <b>OLD</b>      | -                        | -                        | X                        | -                        | -                         |
| MLT 630-105 V CP ST4 <b>OLD</b> | -                        | -                        | X                        | -                        | -                         |
| MLT 630-105 V ST4 <b>OLD</b>    | -                        | -                        | X                        | -                        | -                         |
| MLT 635-140 V+ ST4 <b>OLD</b>   | -                        | -                        | -                        | -                        | X                         |
| MLT 730-115 V CP ST4 <b>OLD</b> | -                        | -                        | X                        | -                        | -                         |
| MLT 730-115 V ST4 <b>OLD</b>    | -                        | -                        | X                        | -                        | -                         |
| MLT 733-115 <b>OLD</b>          | -                        | -                        | -                        | -                        | X                         |
| MLT 733-115 ST4 <b>OLD</b>      | -                        | -                        | -                        | -                        | X                         |
| MLT 737-130 PS+ ST4 <b>OLD</b>  | -                        | -                        | -                        | -                        | X                         |
| MLT 741-140 V+ ST4 <b>OLD</b>   | -                        | -                        | -                        | -                        | X                         |
| MLT 940-140 V+ ST4 <b>OLD</b>   | -                        | -                        | -                        | -                        | X                         |
| MT 733 Easy <b>OLD</b>          | -                        | -                        | X                        | X                        | X                         |
| MT 933 Easy <b>OLD</b>          | -                        | -                        | X                        | X                        | X                         |
| MT 1033 easy <b>OLD</b>         | -                        | -                        | X                        | X                        | X                         |
| MT 1135 <b>OLD</b>              | -                        | -                        | -                        | X                        | -                         |
| MT 1135 easy ST5 <b>OLD</b>     | -                        | -                        | X                        | X                        | X                         |
| MT 1135 H easy ST5 <b>OLD</b>   | -                        | -                        | X                        | X                        | X                         |
| MT 1135 HA Easy ST5 <b>OLD</b>  | -                        | -                        | X                        | X                        | X                         |
| MT 1135 ST5 <b>OLD</b>          | -                        | -                        | X                        | X                        | X                         |
| MT 1335 <b>OLD</b>              | -                        | -                        | X                        | X                        | X                         |
| MT 1335 easy ST5 <b>OLD</b>     | -                        | -                        | X                        | X                        | X                         |
| MT 1335 H easy ST5 <b>OLD</b>   | -                        | -                        | X                        | X                        | X                         |
| MT 1335 HA easy ST5 <b>OLD</b>  | -                        | -                        | X                        | X                        | X                         |
| MT 1335 ST5 <b>OLD</b>          | -                        | -                        | X                        | X                        | X                         |
| MT 1440 <b>OLD</b>              | -                        | -                        | -                        | X                        | X                         |
| MT 1440 A <b>OLD</b>            | -                        | -                        | X                        | X                        | -                         |
| MT 1440 HA <b>OLD</b>           | -                        | -                        | X                        | X                        | -                         |
| MT 1840 <b>OLD</b>              | -                        | -                        | -                        | X                        | -                         |
| MT 1840 A <b>OLD</b>            | -                        | -                        | X                        | X                        | -                         |
| MT 1840 HA <b>OLD</b>           | -                        | -                        | X                        | X                        | X                         |

| TABLE SYMBOL  |                            |   |                         |   |   |
|---|----------------------------|---|-------------------------|---|---|
|  | No predisposition required |  | Hydraulic line          |  | Return piping to hydraulic oil tank           |
|  | Electric predisposition    |  | Platform predisposition |  | Tyre handler, cylinder handler predisposition |



**Head Office**

B.P. 249 - 430 rue de l'Aubinière

44150 Ancenis Cedex - France

Tel: +33 (0)2 40 09 10 11 - Fax: +33 (0)2 40 09 10 97

[www.manitou.com](http://www.manitou.com)



This publication provides a description of the configuration versions and options for Manitou products, which may differ for equipment. The equipment presented in this brochure may be part of a series, as an option, or it may not be available, depending on the versions. Manitou reserves the right, at any time and without notice, to amend the specifications described and represented. The specifications provided do not bind the manufacturer. For more details, please contact your Manitou agent. This is not a contractually binding document. The presentation of the products is not contractually binding. List of specifications non-exhaustive. The logos as well as the visual identity of the company are owned by Manitou and cannot be used without authorisation. All rights reserved. The photos and diagrams contained in this brochure are only provided for consultation and information purposes.

MANITOU BF SA - Limited company with board of directors - Share capital: 39,668,399 euros - 857 802 508 RCS Nantes