

Technical sheet :



## Customer benefits

- High-resistance general purpose buckets adapted to the power of MHT heavy telehandlers.

## Technical characteristics







- Strong attachments for a long lasting life.
- 500HB bolted wear plate.
- Note: road circulation kit mandatory in Italy. Contact your dealer.

[The 3D picture at the top of this page is the reference CBR 2000 / 2500 LDR MHT - 52000532].

 **ATTACHMENTS**

Technical characteristics		CBR 1000 / 2500	CBR 1500 / 2500	CBR 2000 / 2500 LDR MHT
Distance to center of gravity (mm)		462	475	472
Capacities				
Capacity (kg)		2100	3150	4200
Heaped capacity (l)		1000	1500	2000
Struck capacity (l)		822	1218	1810
Weight				
Overall weight (kg)		693	540	926
Weight and dimensions				
Overall height (mm)	h17	794	941	1168
Overall length (mm)	l1	988	1188	1418
Width (mm)		2500	2500	2500
Working Parameters				
Machine Equipment		✕	✕	✕
Other Data for Attachments				
Bolted wearplate (LDR)		Standard	Standard	Standard

Machines compatibility		CBR 1000 / 2500	CBR 1500 / 2500	CBR 2000 / 2500 LDR MHT
Reference number E-RECO		939165	939166	52000532
MHT 790 Mining ST5		X	X	-
MHT 790 ST5		X	X	-
MHT 10135 ST5		-	-	X
MHT 10160 ST5		-	-	X
MHT 10200 ST5		-	-	X
MHT 11250 Mining ST5		-	-	X
MHT 11250 ST5		-	-	X
MHT-X 790 ST3A		X	X	-
MHT-X 10135 ST3A		-	-	X
MHT-X 10160 ST3A		-	-	X
MHT-X 10200 ST3A		-	-	X
MHT-X 11250 Mining		-	-	X
MHT-X 11250 ST3A		-	-	X
MHT 790 <span style="border: 1px solid black; border-radius: 50%; padding: 2px;">OLD</span>		X	X	-
MHT 10130 <span style="border: 1px solid black; border-radius: 50%; padding: 2px;">OLD</span>		-	-	X
MHT 10180 <span style="border: 1px solid black; border-radius: 50%; padding: 2px;">OLD</span>		-	-	X
MHT 10230 <span style="border: 1px solid black; border-radius: 50%; padding: 2px;">OLD</span>		-	-	X
MHT-X 790 <span style="border: 1px solid black; border-radius: 50%; padding: 2px;">OLD</span>		X	X	-
MHT-X 790 Mining <span style="border: 1px solid black; border-radius: 50%; padding: 2px;">OLD</span>		X	X	-
reference_number_ereco_2		-	-	-
MHT-X 10180 Mining <span style="border: 1px solid black; border-radius: 50%; padding: 2px;">OLD</span>		-	-	X
MHT-X 10230 Mining <span style="border: 1px solid black; border-radius: 50%; padding: 2px;">OLD</span>		-	-	X

TABLE SYMBOL					
	No predisposition required		Hydraulic line		Return piping to hydraulic oil tank
	Electric predisposition		Platform predisposition		Tyre handler, cylinder handler predisposition



**Head Office**

B.P. 249 - 430 rue de l'Aubinière

44150 Ancenis Cedex - France

Tel: +33 (0)2 40 09 10 11 - Fax: +33 (0)2 40 09 10 97

[www.manitou.com](http://www.manitou.com)



This publication provides a description of the configuration versions and options for Manitou products, which may differ for equipment. The equipment presented in this brochure may be part of a series, as an option, or it may not be available, depending on the versions. Manitou reserves the right, at any time and without notice, to amend the specifications described and represented. The specifications provided do not bind the manufacturer. For more details, please contact your Manitou agent. This is not a contractually binding document. The presentation of the products is not contractually binding. List of specifications non-exhaustive. The logos as well as the visual identity of the company are owned by Manitou and cannot be used without authorisation. All rights reserved. The photos and diagrams contained in this brochure are only provided for consultation and information purposes.

MANITOU BF SA - Limited company with board of directors - Share capital: 39,668,399 euros - 857 802 508 RCS Nantes