

Technical sheet :



Customer benefits




- Perfect for the handling of sand, gravels etc.
- Designed to suit to MRT's specific boom head position.

Technical characteristics

- Bucket dedicated to the handling of all heavy materials (< 2100 kg/m³ / 131 lb/ft³).
- Available with an optional bolt-on wear plate to operate on concrete/ asphalt floor.
- Note: rotating telehandlers are not designed for intensive loading applications or for digging applications.

| Technical characteristics | | CBR 1000 / 2450 (a) | CBR 1000 / 2450 (b) |
|------------------------------------|-----|---------------------|---------------------|
| Distance to center of gravity (mm) | | 500 | - |
| Capacities | | | |
| Capacity (kg) | | 2100 | 2100 |
| Heaped capacity (l) | | 1000 | 1000 |
| Weight | | | |
| Overall weight (kg) | | 415 | 441 |
| Weight and dimensions | | | |
| Overall height (mm) | h17 | 802 | 820 |
| Overall length (mm) | l1 | 890 | 922 |
| Width (mm) | | 2450 | 2450 |
| Working Parameters | | | |
| Machine Equipment | | ✗ | ✗ |
| Other Data for Attachments | | | |
| Bolted wearplate (LDR) | | - | Standard |

| Machines compatibility | CBR 1000 / 2450 (a) | CBR 1000 / 2450 (b) |
|-------------------------|---------------------|---------------------|
| Reference number E-RECO | 921282 | 923967 |
| MRT 1645 75 | X | X |
| MRT 1645 115 | X | X |
| MRT 1845 75 | X | X |
| MRT 1845 115 | X | X |
| MRT 2145 115 | X | X |
| MRT 2260 | X | X |
| MRT 2260 e | X | X |
| MRT 2545 115 | X | X |
| MRT 2570 | X | X |
| MRT 2660 | X | X |
| MRT 2660 e | X | X |
| MRT 3060 | X | X |
| MRT 3570 | X | X |
| MRT 3570 ES | X | X |
| MRT-X 1645 | X | X |
| MRT-X 1845 | X | X |
| MRT-X 2145 | X | X |
| MRT-X 2260 | X | X |
| MRT-X 2545 | X | X |
| MRT-X 2570 | X | X |
| MRT-X 2660 | X | X |
| MRT-X 3060 | X | X |
| MRT-X 3570 | X | X |
| MRT-X 3570 ES | X | X |

| TABLE SYMBOL | | | | | |
|---|----------------------------|---|-------------------------|---|---|
|  | No predisposition required |  | Hydraulic line |  | Return piping to hydraulic oil tank |
|  | Electric predisposition |  | Platform predisposition |  | Tyre handler, cylinder handler predisposition |



Head Office

B.P. 249 - 430 rue de l'Aubinière

44150 Ancenis Cedex - France

Tel: +33 (0)2 40 09 10 11 - Fax: +33 (0)2 40 09 10 97

www.manitou.com



This publication provides a description of the configuration versions and options for Manitou products, which may differ for equipment. The equipment presented in this brochure may be part of a series, as an option, or it may not be available, depending on the versions. Manitou reserves the right, at any time and without notice, to amend the specifications described and represented. The specifications provided do not bind the manufacturer. For more details, please contact your Manitou agent. This is not a contractually binding document. The presentation of the products is not contractually binding. List of specifications non-exhaustive. The logos as well as the visual identity of the company are owned by Manitou and cannot be used without authorisation. All rights reserved. The photos and diagrams contained in this brochure are only provided for consultation and information purposes.

MANITOU BF SA - Limited company with board of directors - Share capital: 39,668,399 euros - 857 802 508 RCS Nantes