

Technical sheet :

GRADER BLADE WITH SIDE SHIFT





Technical characteristics

- 3 hydraulic functions to allow great precision on a job site: rotation right/left, side shift, horizontal tilting.
- All movements are proportional for greatest precision.
- Robust design with central shock absorber to resist to the stress received during the leveling work and to maintain good forward speed.
- Front wheels are completely free and pivoting 360° to provide additional stability.
- Can be combined with all laser systems of any brand, both 2D and 3D for more precision.
- The grader blades are already set up to accommodate the two poles for the receivers.







[The 3D picture at the top of this page is the reference BLG 2400 SK - 52832868]

Customer benefits

- Dedicated to moving and grading surfaces (such as dirt, gravel, sand and any other material) with precision.
- Designed to be used by asphalt, landscaping, and concrete flatwork contractors.
- Ideal for grading roads, parkings lots, sports facilities, and squares.

Weight		BLG 2100 SK	BLG 2400 SK
Overall weight (kg)		765	781
Weight and dimensions			
Overall height (mm)	h17	1441	1441
Overall length (mm)	l1	2426	2426
Width (mm)		2133	2400
Working Parameters			
Required machine equipment			
Angled path (mm)		1720	1924
Tilting +/- (°)		30	30
Side shift		Yes	Yes
Side shift type		hydraulic	hydraulic
Maximum outreach side shift (mm)		400	400
Angle left (°)		35	35
Angle right (°)		35	35
Minimum hydraulic requirements (l/min)		20	20
Maximum hydraulic requirements (l/min)		80	80
Other Data for Attachments			
E-RECO		No	No
Connection system		Universal Quick-attach	Universal Quick-attach

Machines compatibility	BLG 2100 SK	BLG 2400 SK
All-Tach®	52832867	52832868
2100V	X	-
2100VT	X	-
2300V	-	X
2300VT	-	X
2750V	-	X
2750VT	-	X
V210	X	-
V230	-	X
V275	-	X
VT210	X	-
VT230	-	X
VT275	-	X

TABLE SYMBOL					
	No predisposition required		Hydraulic line		Return piping to hydraulic oil tank
	Electric predisposition		Platform predisposition		Tyre handler, cylinder handler predisposition



Head Office

B.P. 249 - 430 rue de l'Aubinière
44150 Ancenis Cedex - France

Tel: +33 (0)2 40 09 10 11 - Fax: +33 (0)2 40 09 10 97

www.manitou.com



This publication provides a description of the configuration versions and options for Manitou products, which may differ for equipment. The equipment presented in this brochure may be part of a series, as an option, or it may not be available, depending on the versions. Manitou reserves the right, at any time and without notice, to amend the specifications described and represented. The specifications provided do not bind the manufacturer. For more details, please contact your Manitou agent. This is not a contractually binding document. The presentation of the products is not contractually binding. List of specifications non-exhaustive. The logos as well as the visual identity of the company are owned by Manitou and cannot be used without authorisation. All rights reserved. The photos and diagrams contained in this brochure are only provided for consultation and information purposes.

MANITOU BF SA - Limited company with board of directors - Share capital: 39,668,399 euros - 857 802 508 RCS Nantes