

Technical sheet :

GRAIN PUSHER



Customer benefits

- Must have attachment to push the grain.
- Facility space saving.
- Time saving for the operator.

Technical characteristics







- Heavy duty design with round surfaces to prevent grain trapping.
- Polyurethane cutting edge to protect surfaces that could be damaged by the attachment.

[The 3D picture at the top of this page is the reference BLGP 2320 / 3900 - 52812920].

 **ATTACHMENTS**

| Weight | | BLGP 2320 / 3900 |
|----------------------------|-----|------------------|
| Overall weight (kg) | | 439 |
| Weight and dimensions | | |
| Overall height (mm) | h17 | 946 |
| Overall length (mm) | l1 | 3942 |
| Width (mm) | | 2320 |
| Working Parameters | | |
| Required machine equipment | | × |

| Machines compatibility | BLGP 2320 / 3900 |
|----------------------------------|------------------|
| Reference number | 52812920 |
| MLT 630-115 (S2) | X |
| MLT 630-115 V (S2) | X |
| MLT 630-115 V CP (S2) | X |
| MLT 635-130 PS+ (S2) | X |
| MLT 635-140 V+ (S2) | X |
| MLT 730-115 V (S2) | X |
| MLT 730-115 V CP (S2) | X |
| MLT 733-115 (S2) | X |
| MLT 738-130 PS+ (S1) | X |
| MLT 742-130 PS+ (S1) | X |
| MLT 742-140 V+ (S1) | X |
| MLT 841-145 PS+ | X |
| MLT 850-145 V+ | X |
| MLT 937-115 (S1) | X |
| MLTX 732 | X |
| MLTX 735 T LSU | X |
| MLTX 735 T LSU (70 KW) | X |
| MLTX 738-130 PS+ (S1) | X |
| MLTX 841 - 145 PS+ | X |
| MLTX 850-145 V+ | X |
| MLT 635-130 PS+ ST4 OLD | X |
| MLT 635-130 PS+ (S1) OLD | X |
| MLT 635-140 V+ (S1) OLD | X |
| MLT 635-140 V+ ST4 OLD | X |
| MLT 733-115 OLD | X |
| MLT 733-115 LSU (S1) OLD | X |
| MLT 733-115 LSU ST4 OLD | X |
| MLT 733-115 ST4 OLD | X |
| MLT 737-130 PS+ (S1) OLD | X |
| MLT 737-130 PS+ ST4 OLD | X |
| MLT 741-130 PS+ (S1) OLD | X |
| MLT 741-140 V+ (S1) OLD | X |
| MLTX 737-130 PS+ OLD | X |
| MLTX 737-130 PS+ (S2) OLD | X |
| MLTX 741-140 V+ S1 OLD | X |

| TABLE SYMBOL | | | | | |
|---|----------------------------|---|-------------------------|---|---|
|  | No predisposition required |  | Hydraulic line |  | Return piping to hydraulic oil tank |
|  | Electric predisposition |  | Platform predisposition |  | Tyre handler, cylinder handler predisposition |



Head Office

B.P. 249 - 430 rue de l'Aubinière

44150 Ancenis Cedex - France

Tel: +33 (0)2 40 09 10 11 - Fax: +33 (0)2 40 09 10 97

www.manitou.com



This publication provides a description of the configuration versions and options for Manitou products, which may differ for equipment. The equipment presented in this brochure may be part of a series, as an option, or it may not be available, depending on the versions. Manitou reserves the right, at any time and without notice, to amend the specifications described and represented. The specifications provided do not bind the manufacturer. For more details, please contact your Manitou agent. This is not a contractually binding document. The presentation of the products is not contractually binding. List of specifications non-exhaustive. The logos as well as the visual identity of the company are owned by Manitou and cannot be used without authorisation. All rights reserved. The photos and diagrams contained in this brochure are only provided for consultation and information purposes.

MANITOU BF SA - Limited company with board of directors - Share capital: 39,668,399 euros - 857 802 508 RCS Nantes