



# GEHL®











## Kundenvorteile

- Ausgelegt für alle Anwendungen in der Landwirtschaft.
- Allzweckanbaugerät: handhabt Schüttgut, greift Ballen usw.

## Technische Merkmale







- 400HB-Schneide.
- 400HB-Seitenmesser für mehr Widerstand.

**MANITOU**  
GROUP ATTACHMENTS

Kapazität		BG 900 / 320	BG 1200 / 430	BG 1300 / 470	BG 1400 / 510 (a)	BG 1400 / 510 (b)	BG 1500 / 540 (a)	BG 1500 / 540 (b)	BG 1650 FO	BG 1950 FO	BG 2150 FO
Kuppelkapazität (l)		320	430	470	510	510	540	540	660	780	870
<b>Gewicht</b>											
Gewicht (kg)		220	268	270	275	275	280	285	355	400	425
<b>Gewicht und Reifengröße</b>											
Gesamthöhe (mm)	h17	840	-	840	840	-	840	840	-	-	-
Breite (mm)		900	1200	1300	1400	1400	1500	1500	1650	1950	2150
Geschlossene Greiferhöhe (mm)	h33	-	840	-	-	840	-	-	850	850	850
Tiefe (mm)	p5	995	995	995	995	995	995	995	958	958	958
<b>Arbeitsparameter</b>											
Maschinenausrüstung											
Schlauch		Nein	Nein	Nein	Nein	Nein	Nein	Nein	Nein	Nein	Nein

Maschinenkompatibilitäten	BG 900 / 320	BG 1200 / 430	BG 1300 / 470	BG 1400 / 510 (a)	BG 1400 / 510 (b)	BG 1500 / 540 (a)	BG 1500 / 540 (b)	BG 1650 FO	BG 1950 FO	BG 2150 FO
All-Tach® Narrow	N5 15 02262	N5 15 02263	N5 15 02216	N5 15 02264	-	N5 15 02265	-	-	-	-
All-Tach®	-	-	-	-	N5 15 02266	-	N5 15 02268	N5 15 02521	N5 15 02520	N5 15 02519
4-Punkt -Aufnahme	N5 15 02273	52799522	N5 15 02275	N5 15 02276	N5 15 02278	N5 15 02277	N5 15 02279	N5 15 02598	N5 15 02600	N5 15 02602
Euro-Aufnahme	-	N5 15 02286	N5 15 02287	N5 15 02288	N5 15 02290	N5 15 02289	N5 15 02291	N5 15 02557	N5 15 02559	N5 15 02561
AL230	-	X	-	-	-	-	-	-	-	-
AL320	-	X	X	X	-	-	-	-	-	-
AL330	-	X	X	X	-	-	-	-	-	-
AL420	-	X	X	X	-	-	-	-	-	-
AL430	-	X	X	X	-	-	-	-	-	-
AL530	-	-	-	-	X	-	X	-	-	-
AL650	-	X	-	-	-	-	-	X	X	-
AL750	-	-	-	-	-	-	-	X	X	X
MLA 2-25 H	-	X	-	-	-	-	-	-	-	-
MLA 3-25 H	-	X	X	X	-	-	-	-	-	-
MLA 3-25 H-C	-	X	X	X	-	-	-	-	-	-
MLA 4-50 H	-	X	X	X	-	-	-	-	-	-
MLA 4-50 H-C	-	X	X	X	-	-	-	-	-	-
MLA 5-50 H	-	-	-	-	X	-	X	-	-	-
MLA 6-65 H-Z	-	X	-	-	-	-	-	X	X	-
AL140 <b>OLD</b>	-	X	-	-	-	-	-	-	-	-
AL340 <b>OLD</b>	-	X	-	-	-	-	-	-	-	-
MLA 1-25 H <b>OLD</b>	X	X	-	-	-	-	-	-	-	-
MLA 3-35 H <b>OLD</b>	-	-	X	X	-	X	-	-	-	-
MLA 4-50 H <b>OLD</b>	-	X	X	X	X	-	X	-	-	-

## TABELLE DER SYMBOLE

	Keine Vorbereitung erforderlich		Hydraulikleitung		Rückführung zum Hydrauliköltank
	Elektrischer Anschluss		Arbeitsbühnen-Vorbereitung		Vorbereitung für Reifenklammer, Zylinderklammer



# GEHL®

Siège Social  
P.O. Box 179 - One Gehl Way - West Bend, WI, USA 53095  
Tel: (262) 334-9461 - Fax: (262) 338-7517  
[www.gehl.com](http://www.gehl.com)



This brochure describes versions and configuration options for Gehl products which may be fitted with different equipment. The equipment described in this brochure may be standard, optional or not available depending on version. Gehl reserves the right to change the specifications shown and described at any time and without prior warning. The manufacturer is not liable for the specifications given. For more information, contact your Gehl dealer. Non-contractual document. Product descriptions may differ from actual products. List of specifications is not comprehensive. The logos and visual identity of the company are the property of Gehl and may not be used without authorization. All rights reserved. The photos and diagrams contained in this brochure are provided for information only.

MANITOU EQUIPMENT AMERICAS, LLC - Limited company with board of directors - Share capital: 39,668,399 euros - 857 802 508 RCS West Bend