

Technical sheet :

# **GRAPPLE BUCKET (COMPACT MACHINES)**

---













## **Technical characteristics**

- 400 HB cutting edge.
- 400 HB side blades for more resistance.

## **Customer benefits**

- Designed for all agriculture applications.
- All-purpose attachment: handles bulk material, grabs etc.

Capacities		BG 900 / 320	BG 1200 / 430	BG 1300 / 470	BG 1400 / 510 (a)	BG 1400 / 510 (b)	BG 1500 / 540 (a)	BG 1500 / 540 (b)	BG 1650 FO	BG 1950 FO	BG 2150 FO
Heaped capacity (l)		320	430	470	510	510	540	540	660	780	870
<b>Weight</b>											
Overall weight (kg)		220	268	270	275	275	280	285	355	400	425
<b>Weight and dimensions</b>											
Overall height (mm)	h17	840	-	840	840	-	840	840	-	-	-
Width (mm)		900	1200	1300	1400	1400	1500	1500	1650	1950	2150
Closed grapple height (mm)	h33	-	840	-	-	840	-	-	850	850	850
Depth (mm)	p5	995	995	995	995	995	995	995	958	958	958
<b>Working Parameters</b>											
Required machine equipment											

Machines compatibility	BG 900 / 320	BG 1200 / 430	BG 1300 / 470	BG 1400 / 510 (a)	BG 1400 / 510 (b)	BG 1500 / 540 (a)	BG 1500 / 540 (b)	BG 1650 FO	BG 1950 FO	BG 2150 FO
All-Tach® Narrow	N51502262	N51502263	N51502216	N51502264	-	N51502265	-	-	-	-
All-Tach®	-	-	-	-	N51502266	-	N51502268	N51502521	N51502520	N51502519
4 point Carriage	N51502273	52799522	N51502275	N51502276	N51502278	N51502277	N51502279	N51502598	N51502600	N51502602
Euro Carriage	-	N51502286	N51502287	N51502288	N51502290	N51502289	N51502291	N51502557	N51502559	N51502561
AL230	-	X	-	-	-	-	-	-	-	-
AL320	-	X	X	X	-	-	-	-	-	-
AL330	-	X	X	X	-	-	-	-	-	-
AL420	-	X	X	X	-	-	-	-	-	-
AL430	-	X	X	X	-	-	-	-	-	-
AL530	-	-	-	-	X	-	X	-	-	-
AL650	-	X	-	-	-	-	-	X	X	-
AL750	-	-	-	-	-	-	-	X	X	X
MLA 2-25 H	-	X	-	-	-	-	-	-	-	-
MLA 3-25 H	-	X	X	X	-	-	-	-	-	-
MLA 3-25 H-C	-	X	X	X	-	-	-	-	-	-
MLA 4-50 H	-	X	X	X	-	-	-	-	-	-
MLA 4-50 H-C	-	X	X	X	-	-	-	-	-	-
MLA 5-50 H	-	-	-	-	X	-	X	-	-	-
MLA 6-65 H-Z	-	X	-	-	-	-	-	X	X	-
AL140 <b>OLD</b>	-	X	-	-	-	-	-	-	-	-
AL340 <b>OLD</b>	-	X	-	-	-	-	-	-	-	-
MLA 1-25 H <b>OLD</b>	X	X	-	-	-	-	-	-	-	-
MLA 3-35 H <b>OLD</b>	-	-	X	X	-	X	-	-	-	-
MLA 4-50 H <b>OLD</b>	-	X	X	X	X	-	X	-	-	-

TABLE SYMBOL					
	No predisposition required		Hydraulic line		Return piping to hydraulic oil tank
	Electric predisposition		Platform predisposition		Tyre handler, cylinder handler predisposition



**Head Office**

B.P. 249 - 430 rue de l'Aubinière  
44150 Ancenis Cedex - France

Tel: +33 (0)2 40 09 10 11 - Fax: +33 (0)2 40 09 10 97

[www.manitou.com](http://www.manitou.com)



This publication provides a description of the configuration versions and options for Manitou products, which may differ for equipment. The equipment presented in this brochure may be part of a series, as an option, or it may not be available, depending on the versions. Manitou reserves the right, at any time and without notice, to amend the specifications described and represented. The specifications provided do not bind the manufacturer. For more details, please contact your Manitou agent. This is not a contractually binding document. The presentation of the products is not contractually binding. List of specifications non-exhaustive. The logos as well as the visual identity of the company are owned by Manitou and cannot be used without authorisation. All rights reserved. The photos and diagrams contained in this brochure are only provided for consultation and information purposes.

MANITOU BF SA - Limited company with board of directors - Share capital: 39,668,399 euros - 857 802 508 RCS Nantes